

**SURFACE MOUNT SCHOTTKY
BARRIER RECTIFIERS**
SS32FA--SS310FA
FEATURES

- Schottky barrier rectifier
- Guarding protection
- Reverse energy tested
- High current capability
- Extremely low thermal resistance


MECHANICAL DATA

- Case: SMAFL molded plastic body
- Polarity: Color band denotes cathode end

Maximum Ratings (@TA = 25°C unless otherwise specified)

| Characteristic | Symbol | SS32 FA | SS33 FA | SS34 FA | SS345 FA | SS35 FA | SS36 FA | SS38 FA | SS39 FA | SS310 FA | UNITS |
|---|--------------------|------------|------------|------------|-------------|------------|------------|------------|------------|-------------|-------|
| Device marking code | | S32 | S33 | S34 | S345 | S35 | S36 | S38 | S39 | S3AF | |
| Maximum repetitive peak reverse voltage | V _{RRM} | 20 | 30 | 40 | 45 | 50 | 60 | 80 | 90 | 100 | V |
| Maximum RMS voltage | V _{RWS} | 14 | 21 | 28 | 31.5 | 35 | 42 | 56 | 63 | 70 | V |
| Maximum DC blocking voltage | V _{DC} | 20 | 30 | 40 | 45 | 50 | 60 | 80 | 90 | 100 | V |
| Maximum average forward rectified current at T _L =90°C | I _{F(AV)} | 3.0 | | | | | | | | | A |
| Peak forward surge current 8.3ms single half-sine-wave | I _{FSM} | 100 | | | | | | | | | A |

Thermal Characteristics

| Characteristic | Symbol | SS32 FA | SS33 FA | SS34 FA | SS345 FA | SS35 FA | SS36 FA | SS38 FA | SS39 FA | SS310 FA | UNITS |
|-----------------------------|------------------|--------------|------------|------------|-------------|------------|------------|--------------|------------|-------------|-------|
| Operating temperature range | T _J | -55-----+125 | | | | | | -55-----+150 | | | °C |
| Storage temperature range | T _{STG} | -55-----+150 | | | | | | | | | °C |

Electrical Characteristics (@TA = 25°C unless otherwise specified)

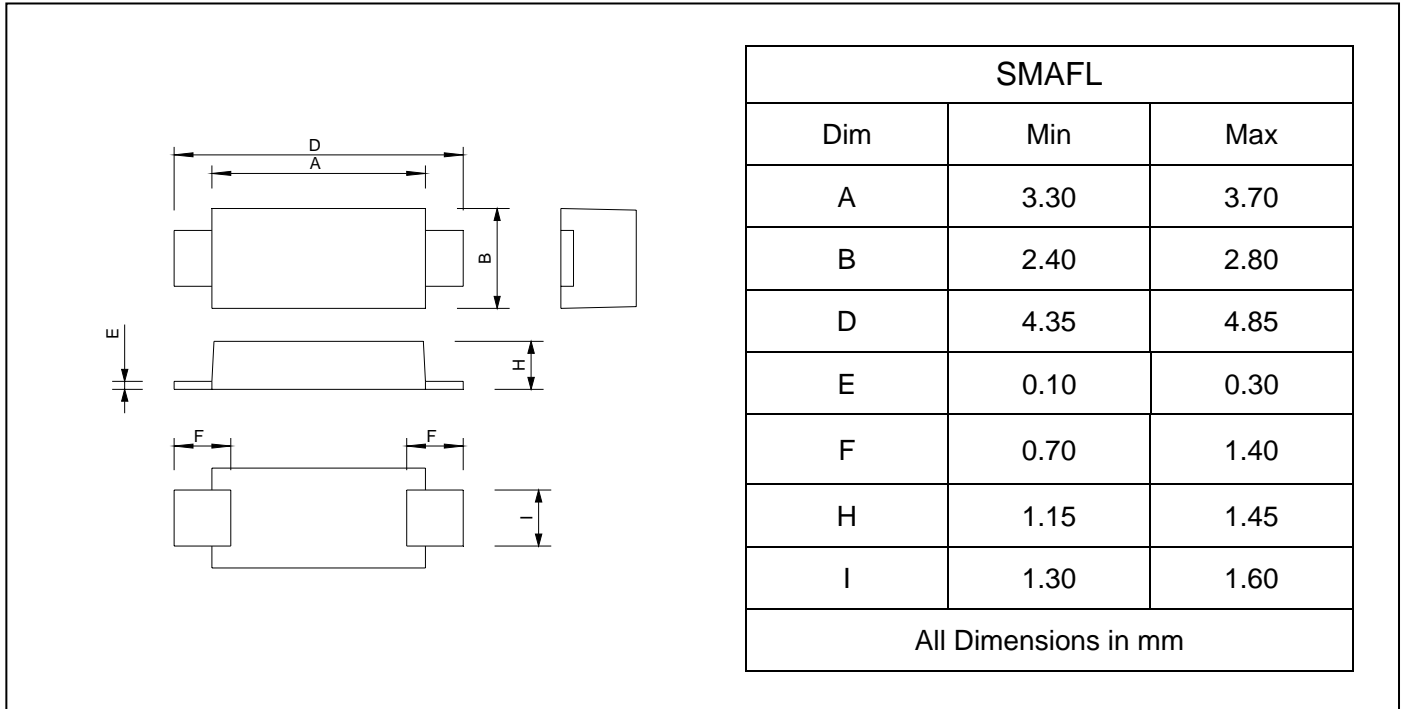
| Characteristic | Symbol | SS32 FA | SS33 FA | SS34 FA | SS345 FA | SS35 FA | SS36 FA | SS38 FA | SS39 FA | SS310 FA | UNITS |
|---|----------------|------------|------------|------------|-------------|------------|------------|------------|------------|-------------|-------|
| Maximum instantaneous forward voltage at I _{FM} =3.0A | V _F | 0.50 | | | | 0.75 | | 0.85 | | | V |
| Maximum DC reverse current T _J =25°C at rated DC blocking voltage T _J =125°C | I _R | 0.5 | | | | | | | | | m A |
| | | 20 | | | | 10 | | | | | |



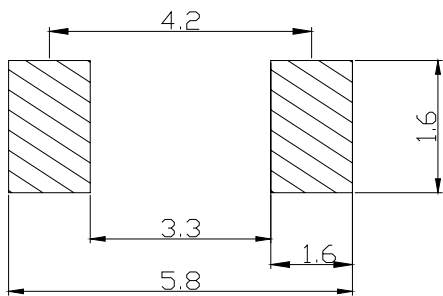
**SURFACE MOUNT SCHOTTKY
BARRIER RECTIFIERS**

SS32FA--SS310FA

PACKAGE OUTLINE DIMENSIONS



SOLDERING FOOTPRINT



Unit : mm

PACKAGE INFORMATION

| Device | Package | Shipping |
|-----------------|---------|-----------------|
| SS32FA--SS310FA | SMAFL | 10000/Tape&Reel |



**SURFACE MOUNT SCHOTTKY
BARRIER RECTIFIERS**

SS32FA--SS310FA

FIG.1 – FORWARD DERATING CURVE

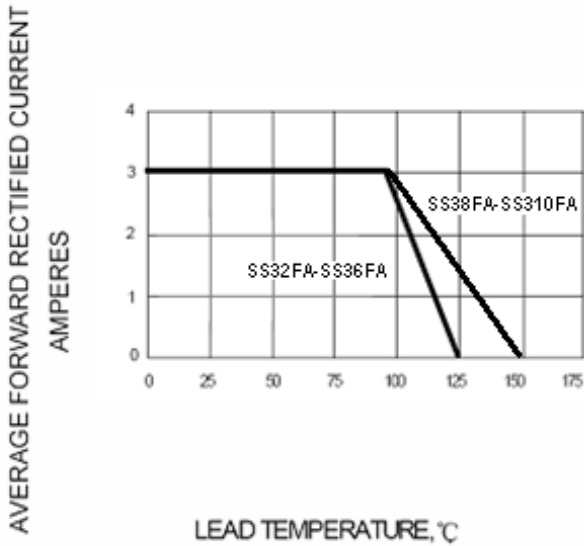


FIG.2 – PEAK FORWARD SURGE CURRENT

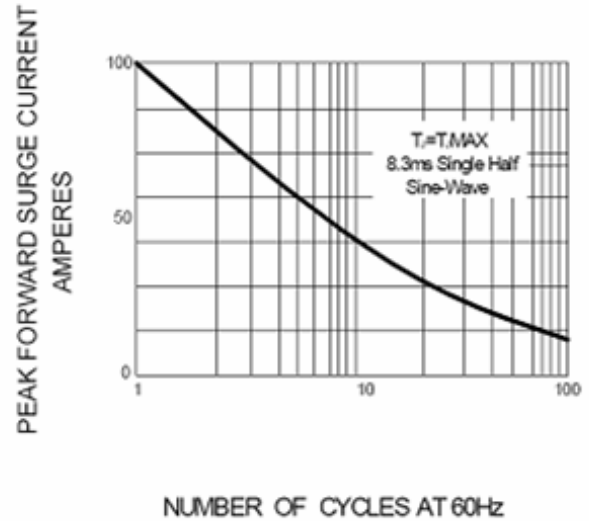


FIG.3 – TYPICAL INSTANTANEOUS FORWARD CHARACTERISTICS

