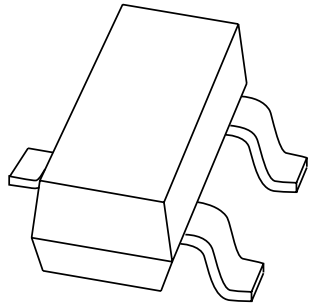


# DATA SHEET



## **KTY82-1 series** **Silicon temperature sensors**

Product specification  
Supersedes data of 1996 Dec 05  
File under Discrete Semiconductors, SC17

1998 Mar 26

## Silicon temperature sensors

## KTY82-1 series

## DESCRIPTION

The temperature sensors in the KTY82-1 series have a positive temperature coefficient of resistance and are suitable for use in measurement and control systems. The sensors are encapsulated in the small plastic SMD SOT23 package.

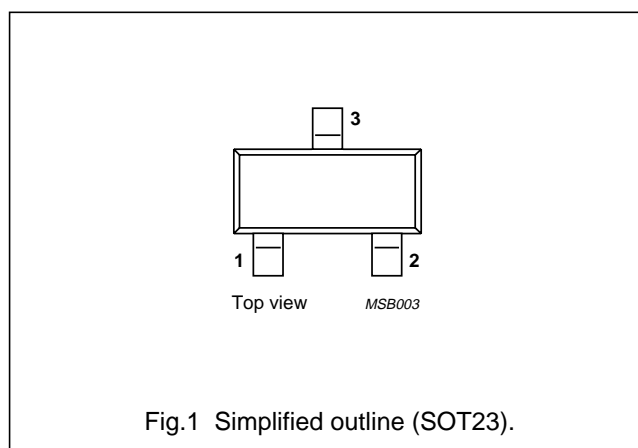
Tolerances of 0.5% or other special selections are available on request.

## MARKING

TYPE NUMBER	CODE
KTY82-110	110
KTY82-120	120
KTY82-121	121
KTY82-122	122
KTY82-150	150
KTY82-151	151
KTY82-152	152

## PINNING

PIN	DESCRIPTION
1	electrical contact
2	electrical contact
3	substrate (must remain potential free)



## QUICK REFERENCE DATA

SYMBOL	PARAMETER	CONDITIONS	MIN.	MAX.	UNIT
R <sub>25</sub>	sensor resistance	T <sub>amb</sub> = 25 °C; I <sub>cont</sub> = 1 mA			
	KTY82-110		990	1010	Ω
	KTY82-120		980	1020	Ω
	KTY82-121		980	1000	Ω
	KTY82-122		1000	1020	Ω
	KTY82-150		950	1050	Ω
	KTY82-151		950	1000	Ω
KTY82-152	1000	1050	Ω		
T <sub>amb</sub>	ambient operating temperature		-55	+150	°C

## LIMITING VALUES

In accordance with the Absolute Maximum Rating System (IEC 134).

SYMBOL	PARAMETER	CONDITIONS	MIN.	MAX.	UNIT
I <sub>cont</sub>	continuous sensor current	in free air; T <sub>amb</sub> = 25 °C	–	10	mA
		in free air; T <sub>amb</sub> = 150 °C	–	2	mA
T <sub>amb</sub>	ambient operating temperature		-55	+150	°C

## Silicon temperature sensors

## KTY82-1 series

**CHARACTERISTICS**

$T_{amb} = 25\text{ °C}$ , in liquid, unless otherwise specified.

SYMBOL	PARAMETER	CONDITIONS	MIN.	TYP.	MAX.	UNIT
R <sub>25</sub>	sensor resistance	$I_{cont} = 1\text{ mA}$				
	KTY82-110		990	–	1010	Ω
	KTY82-120		980	–	1020	Ω
	KTY82-121		980	–	1000	Ω
	KTY82-122		1000	–	1020	Ω
	KTY82-150		950	–	1050	Ω
	KTY82-151		950	–	1000	Ω
	KTY82-152	1000	–	1050	Ω	
TC	temperature coefficient		–	0.79	–	%/K
R <sub>100</sub> /R <sub>25</sub>	resistance ratio	$T_{amb} = 100\text{ °C}$ and $25\text{ °C}$	1.676	1.696	1.716	
R <sub>-55</sub> /R <sub>25</sub>	resistance ratio	$T_{amb} = -55\text{ °C}$ and $25\text{ °C}$	0.480	0.490	0.500	
τ	thermal time constant; note 1	in still air	–	7	–	s
		in still liquid; note 2	–	1	–	s
		in flowing liquid; note 2	–	0.5	–	s
	rated temperature range		–55	–	+150	°C

**Notes**

- The thermal time constant is the time taken for the sensor to reach 63.2% of the total temperature difference. For example, if a sensor with a temperature of  $25\text{ °C}$  is moved to an environment with an ambient temperature of  $100\text{ °C}$ , the time for the sensor to reach a temperature of  $72.4\text{ °C}$  is the thermal time constant.
- Inert liquid, e.g. FC43 manufactured by the 3M company.

## Silicon temperature sensors

## KTY82-1 series

**Table 1** Ambient temperature, corresponding resistance, temperature coefficient and maximum expected temperature error for KTY82-110 and KTY82-120 $I_{\text{cont}} = 1 \text{ mA}$ .

AMBIENT TEMPERATURE		TEMP. COEFF. (%/K)	KTY82-110				KTY82-120			
(°C)	(°F)		RESISTANCE (Ω)			TEMP. ERROR (K)	RESISTANCE (Ω)			TEMP. ERROR (K)
		MIN.	TYP.	MAX.	MIN.		TYP.	MAX.		
-55	-67	0.99	475	490	505	±3.02	470	490	510	±4.02
-50	-58	0.98	500	515	530	±2.92	495	515	535	±3.94
-40	-40	0.96	552	567	582	±2.74	547	567	588	±3.78
-30	-22	0.93	609	624	638	±2.55	603	624	645	±3.62
-20	-4	0.91	669	684	698	±2.35	662	684	705	±3.45
-10	14	0.88	733	747	761	±2.14	726	747	769	±3.27
0	32	0.85	802	815	828	±1.91	793	815	836	±3.08
10	50	0.83	874	886	898	±1.67	865	886	907	±2.88
20	68	0.80	950	961	972	±1.41	941	961	982	±2.66
25	77	0.79	990	1000	1010	±1.27	980	1000	1020	±2.54
30	86	0.78	1029	1040	1051	±1.39	1018	1040	1061	±2.68
40	104	0.75	1108	1122	1136	±1.64	1097	1122	1147	±2.97
50	122	0.73	1192	1209	1225	±1.91	1180	1209	1237	±3.28
60	140	0.71	1278	1299	1319	±2.19	1265	1299	1332	±3.61
70	158	0.69	1369	1392	1416	±2.49	1355	1392	1430	±3.94
80	176	0.67	1462	1490	1518	±2.8	1447	1490	1532	±4.3
90	194	0.65	1559	1591	1623	±3.12	1543	1591	1639	±4.66
100	212	0.63	1659	1696	1733	±3.46	1642	1696	1750	±5.05
110	230	0.61	1762	1805	1847	±3.83	1744	1805	1865	±5.48
120	248	0.58	1867	1915	1963	±4.33	1848	1915	1982	±6.07
125	257	0.55	1919	1970	2020	±4.66	1899	1970	2040	±6.47
130	266	0.52	1970	2023	2077	±5.07	1950	2023	2097	±6.98
140	284	0.45	2065	2124	2184	±6.28	2043	2124	2205	±8.51
150	302	0.35	2145	2211	2277	±8.55	2123	2211	2299	±11.43

## Silicon temperature sensors

## KTY82-1 series

**Table 2** Ambient temperature, corresponding resistance, temperature coefficient and maximum expected temperature error for KTY82-121 and KTY82-122 $I_{\text{cont}} = 1 \text{ mA}$ .

AMBIENT TEMPERATURE		TEMP. COEFF. (%/K)	KTY82-121				KTY82-122			
(°C)	(°F)		RESISTANCE ( $\Omega$ )			TEMP. ERROR (K)	RESISTANCE ( $\Omega$ )			TEMP. ERROR (K)
		MIN.	TYP.	MAX.	MIN.		TYP.	MAX.		
-55	-67	0.99	471	485	500	$\pm 3.02$	480	495	510	$\pm 3.02$
-50	-58	0.98	495	510	524	$\pm 2.92$	505	520	535	$\pm 2.92$
-40	-40	0.96	547	562	576	$\pm 2.74$	558	573	588	$\pm 2.74$
-30	-22	0.93	603	617	632	$\pm 2.55$	615	630	645	$\pm 2.55$
-20	-4	0.91	662	677	691	$\pm 2.35$	676	690	705	$\pm 2.35$
-10	14	0.88	726	740	754	$\pm 2.14$	741	755	769	$\pm 2.14$
0	32	0.85	794	807	820	$\pm 1.91$	810	823	836	$\pm 1.91$
10	50	0.83	865	877	889	$\pm 1.67$	883	895	907	$\pm 1.67$
20	68	0.80	941	951	962	$\pm 1.41$	960	971	982	$\pm 1.41$
25	77	0.79	980	990	1000	$\pm 1.27$	1000	1010	1020	$\pm 1.27$
30	86	0.78	1018	1029	1041	$\pm 1.39$	1039	1050	1062	$\pm 1.39$
40	104	0.75	1097	1111	1125	$\pm 1.64$	1120	1134	1148	$\pm 1.64$
50	122	0.73	1180	1196	1213	$\pm 1.91$	1204	1221	1238	$\pm 1.91$
60	140	0.71	1266	1286	1305	$\pm 2.19$	1291	1312	1332	$\pm 2.19$
70	158	0.69	1355	1378	1402	$\pm 2.49$	1382	1406	1430	$\pm 2.49$
80	176	0.67	1447	1475	1502	$\pm 2.8$	1477	1505	1533	$\pm 2.8$
90	194	0.65	1543	1575	1607	$\pm 3.12$	1574	1607	1639	$\pm 3.12$
100	212	0.63	1642	1679	1716	$\pm 3.46$	1676	1713	1750	$\pm 3.46$
110	230	0.61	1745	1786	1828	$\pm 3.83$	1780	1823	1865	$\pm 3.83$
120	248	0.58	1849	1896	1943	$\pm 4.33$	1886	1934	1982	$\pm 4.33$
125	257	0.55	1900	1950	2000	$\pm 4.66$	1938	1989	2041	$\pm 4.66$
130	266	0.52	1950	2003	2056	$\pm 5.07$	1989	2044	2098	$\pm 5.07$
140	284	0.45	2044	2103	2162	$\pm 6.28$	2085	2146	2206	$\pm 6.28$
150	302	0.35	2124	2189	2254	$\pm 8.55$	2167	2233	2299	$\pm 8.55$

## Silicon temperature sensors

## KTY82-1 series

**Table 3** Ambient temperature, corresponding resistance, temperature coefficient and maximum expected temperature error for KTY82-150 and KTY82-151 $I_{\text{cont}} = 1 \text{ mA}$ .

AMBIENT TEMPERATURE		TEMP. COEFF. (%/K)	KTY82-150				KTY82-151			
(°C)	(°F)		RESISTANCE (Ω)			TEMP. ERROR (K)	RESISTANCE (Ω)			TEMP. ERROR (K)
		MIN.	TYP.	MAX.	MIN.		TYP.	MAX.		
-55	-67	0.99	456	490	524	±7.04	456	478	499	±4.52
-50	-58	0.98	479	515	550	±6.99	480	502	524	±4.45
-40	-40	0.96	530	567	605	±6.91	530	553	576	±4.3
-30	-22	0.93	584	624	663	±6.84	584	608	632	±4.16
-20	-4	0.91	642	684	725	±6.77	642	667	691	±4.01
-10	14	0.88	703	747	791	±6.69	704	729	753	±3.84
0	32	0.85	769	815	861	±6.61	770	794	819	±3.67
10	50	0.83	838	886	934	±6.51	839	864	889	±3.48
20	68	0.80	912	961	1010	±6.41	912	937	962	±3.28
25	77	0.79	950	1000	1050	±6.35	950	975	1000	±3.18
30	86	0.78	987	1040	1093	±6.55	988	1014	1040	±3.33
40	104	0.75	1064	1122	1181	±6.97	1064	1094	1124	±3.64
50	122	0.73	1143	1209	1274	±7.4	1144	1178	1212	±3.97
60	140	0.71	1226	1299	1371	±7.85	1227	1266	1305	±4.31
70	158	0.69	1313	1392	1472	±8.31	1314	1357	1401	±4.67
80	176	0.67	1402	1490	1577	±8.79	1404	1453	1501	±5.05
90	194	0.65	1495	1591	1687	±9.29	1497	1551	1606	±5.43
100	212	0.63	1591	1696	1801	±9.81	1593	1654	1714	±5.84
110	230	0.61	1690	1805	1919	±10.4	1692	1759	1827	±6.3
120	248	0.58	1791	1915	2039	±11.28	1792	1867	1942	±6.94
125	257	0.55	1840	1970	2099	±11.91	1842	1920	1999	±7.38
130	266	0.52	1889	2023	2158	±12.72	1891	1973	2055	±7.94
140	284	0.45	1980	2124	2269	±15.21	1982	2071	2161	±9.63
150	302	0.35	2057	2211	2365	±20.09	2059	2156	2252	±12.88

## Silicon temperature sensors

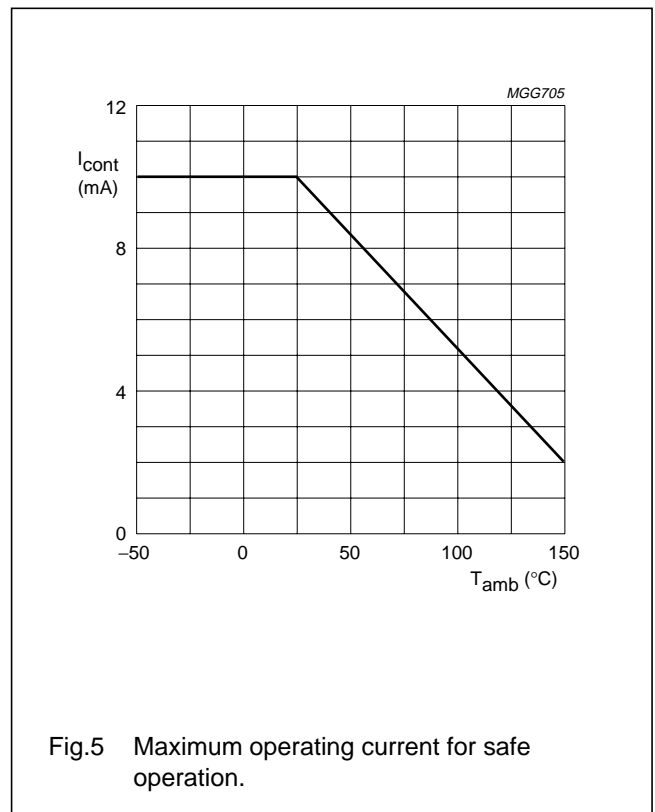
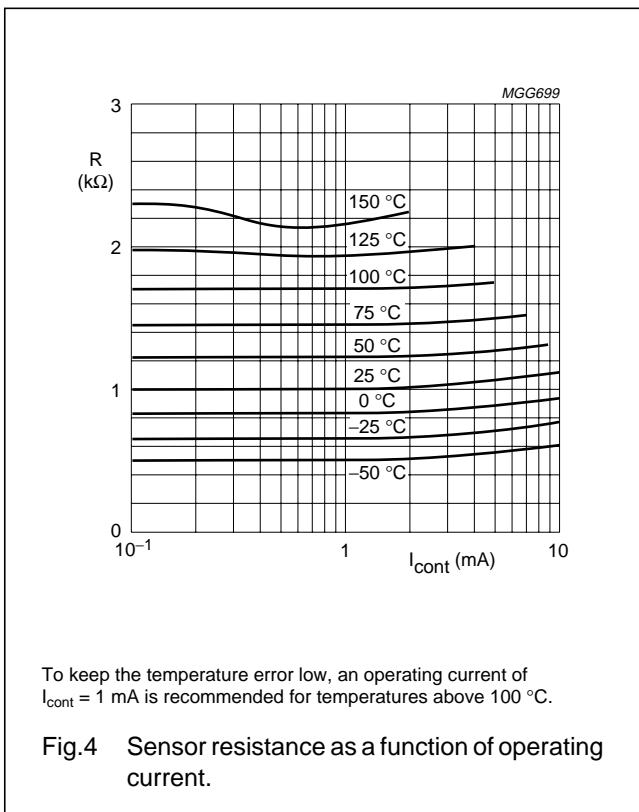
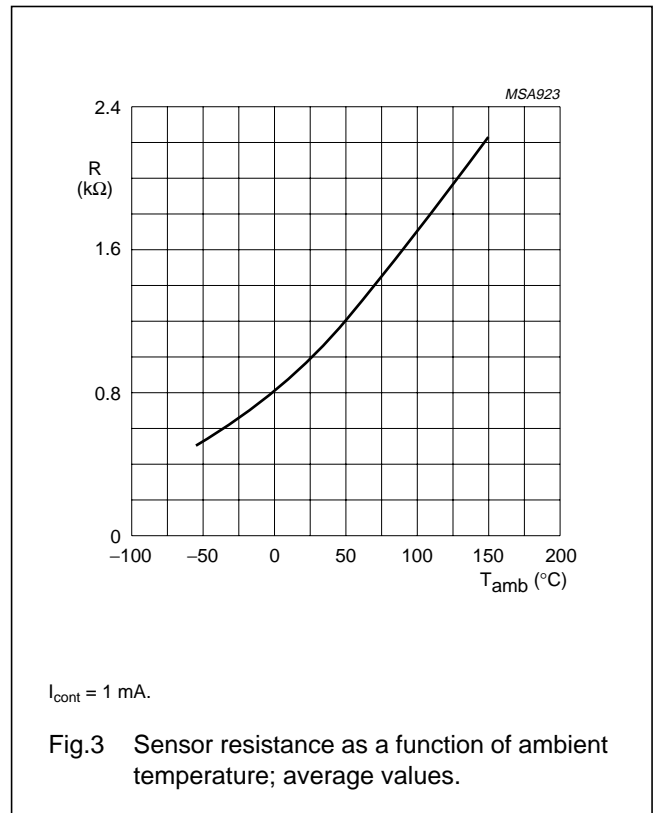
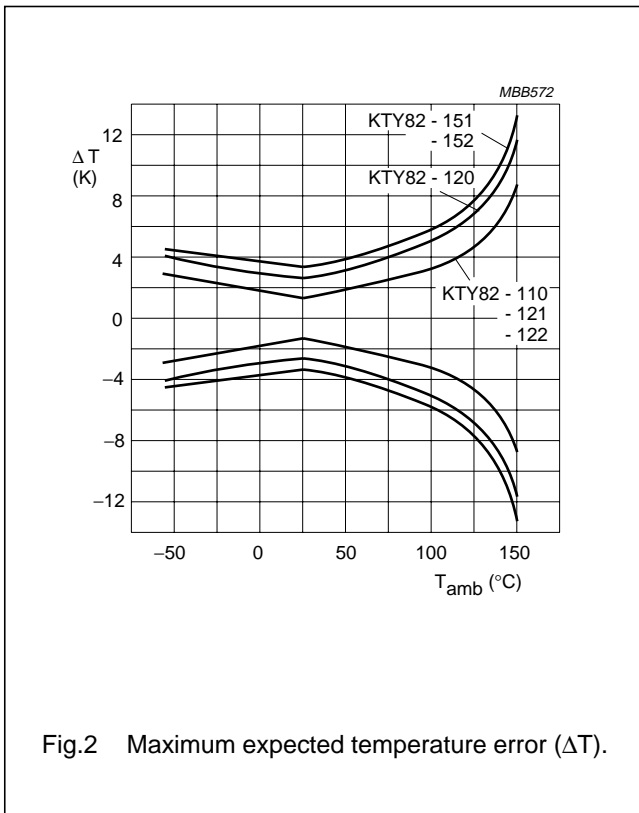
## KTY82-1 series

**Table 4** Ambient temperature, corresponding resistance, temperature coefficient and maximum expected temperature error for KTY82-152 $I_{\text{cont}} = 1 \text{ mA}$ .

AMBIENT TEMPERATURE		TEMP. COEFF.	KTY82-152			
°C	°F		%/K	RESISTANCE ( $\Omega$ )		
		MIN.		TYP.	MAX.	
-55	-67	0.99	480	502	525	$\pm 4.52$
-50	-58	0.98	505	528	551	$\pm 4.45$
-40	-40	0.96	558	582	606	$\pm 4.3$
-30	-22	0.93	614	639	664	$\pm 4.16$
-20	-4	0.91	675	701	726	$\pm 4.01$
-10	14	0.88	740	766	792	$\pm 3.84$
0	32	0.85	809	835	861	$\pm 3.67$
10	50	0.83	882	908	934	$\pm 3.48$
20	68	0.80	959	985	1011	$\pm 3.28$
25	77	0.79	1000	1025	1050	$\pm 3.18$
30	86	0.78	1038	1066	1093	$\pm 3.33$
40	104	0.75	1119	1150	1182	$\pm 3.64$
50	122	0.73	1203	1239	1275	$\pm 3.97$
60	140	0.71	1290	1331	1372	$\pm 4.31$
70	158	0.69	1381	1427	1473	$\pm 4.67$
80	176	0.67	1476	1527	1578	$\pm 5.05$
90	194	0.65	1573	1631	1688	$\pm 5.43$
100	212	0.63	1674	1738	1802	$\pm 5.84$
110	230	0.61	1779	1850	1921	$\pm 6.3$
120	248	0.58	1884	1963	2041	$\pm 6.94$
125	257	0.55	1937	2019	2101	$\pm 7.38$
130	266	0.52	1988	2074	2160	$\pm 7.94$
140	284	0.45	2084	2178	2271	$\pm 9.63$
150	302	0.35	2165	2266	2367	$\pm 12.88$

Silicon temperature sensors

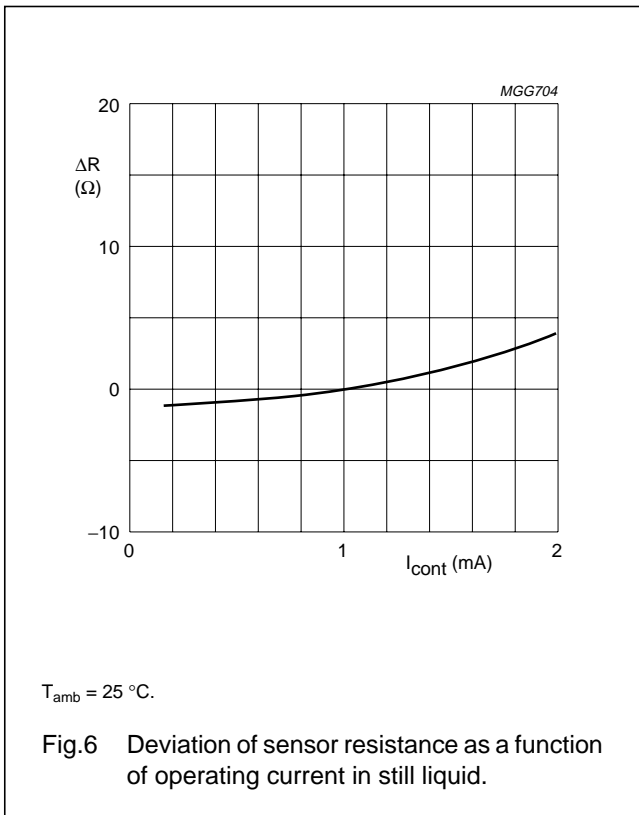
KTY82-1 series





Silicon temperature sensors

KTY82-1 series



APPLICATION INFORMATION

SYMBOL	PARAMETER	CONDITIONS	TYP.	UNIT
$\Delta R_{25}$	drift of sensor resistance at 25 °C	10000 hours continuous operation; $T_{amb} = 150\text{ }^\circ\text{C}$	1.6	$\Omega$

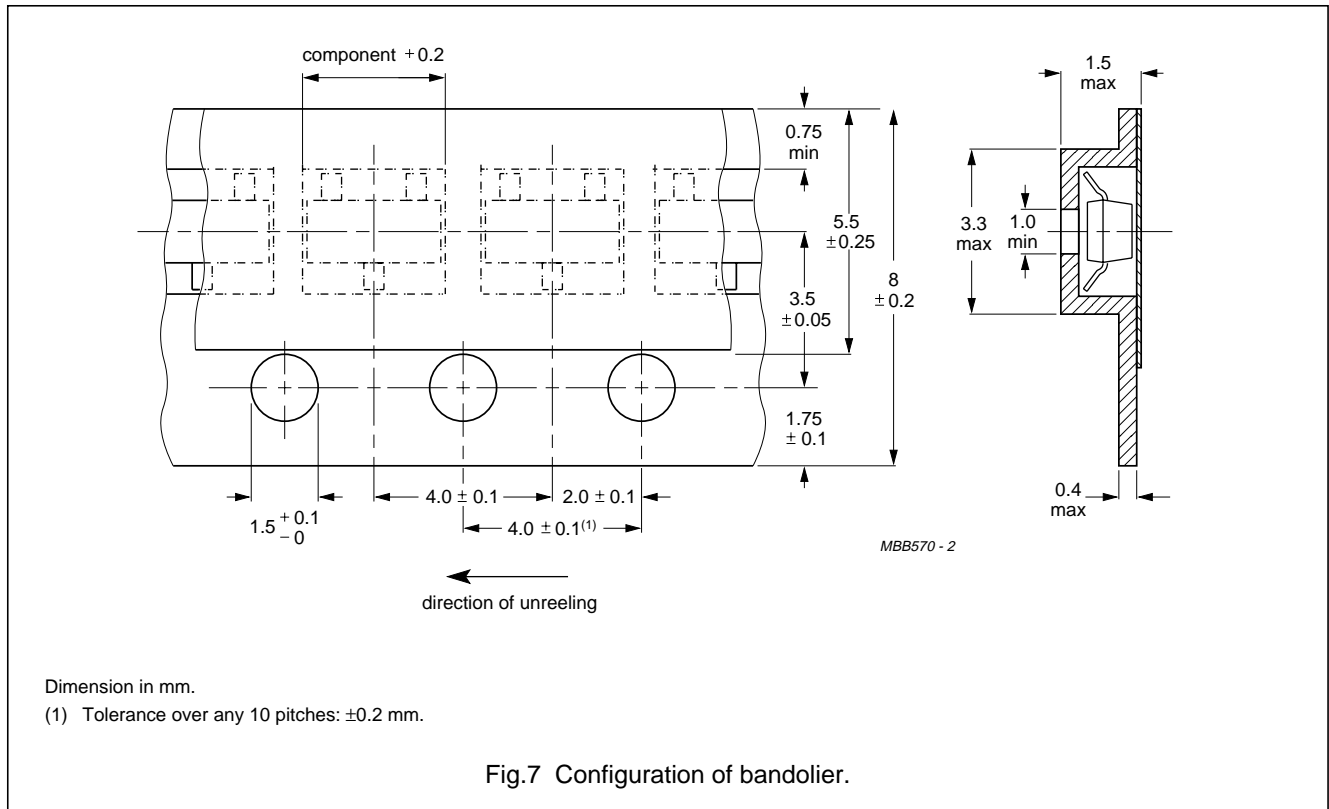
# Silicon temperature sensors

# KTY82-1 series

## PACKAGING

### Tape specification

Sensors in SOT23 encapsulation are delivered in reel packaging for automatic placement on hybrid circuits and printed-circuit boards. The devices are placed with the mounting side downwards in the compartments.



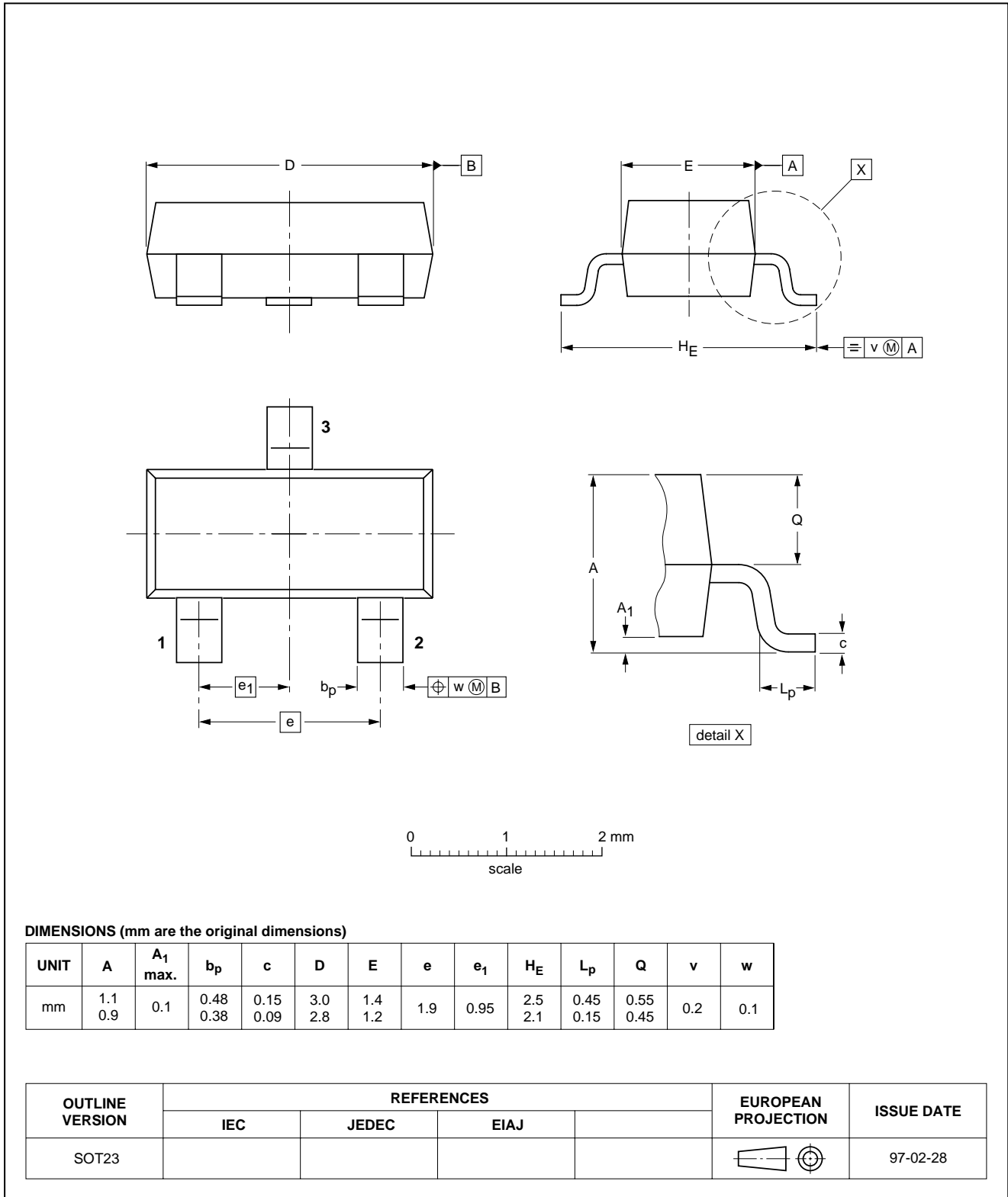
Silicon temperature sensors

KTY82-1 series

PACKAGE OUTLINE

Plastic surface mounted package; 3 leads

SOT23



## Silicon temperature sensors

## KTY82-1 series

**DEFINITIONS**

<b>Data Sheet Status</b>	
Objective specification	This data sheet contains target or goal specifications for product development.
Preliminary specification	This data sheet contains preliminary data; supplementary data may be published later.
Product specification	This data sheet contains final product specifications.
<b>Limiting values</b>	
Limiting values given are in accordance with the Absolute Maximum Rating System (IEC 134). Stress above one or more of the limiting values may cause permanent damage to the device. These are stress ratings only and operation of the device at these or at any other conditions above those given in the Characteristics sections of the specification is not implied. Exposure to limiting values for extended periods may affect device reliability.	
<b>Application information</b>	
Where application information is given, it is advisory and does not form part of the specification.	

**LIFE SUPPORT APPLICATIONS**

These products are not designed for use in life support appliances, devices, or systems where malfunction of these products can reasonably be expected to result in personal injury. Philips customers using or selling these products for use in such applications do so at their own risk and agree to fully indemnify Philips for any damages resulting from such improper use or sale.

Silicon temperature sensors

KTY82-1 series

---

**NOTES**

Silicon temperature sensors

KTY82-1 series

---

**NOTES**

Silicon temperature sensors

KTY82-1 series

---

**NOTES**

# Philips Semiconductors – a worldwide company

**Argentina:** see South America

**Australia:** 34 Waterloo Road, NORTH RYDE, NSW 2113, Tel. +61 2 9805 4455, Fax. +61 2 9805 4466

**Austria:** Computerstr. 6, A-1101 WIEN, P.O. Box 213, Tel. +43 1 60 101, Fax. +43 1 60 101 1210

**Belarus:** Hotel Minsk Business Center, Bld. 3, r. 1211, Volodarski Str. 6, 220050 MINSK, Tel. +375 172 200 733, Fax. +375 172 200 773

**Belgium:** see The Netherlands

**Brazil:** see South America

**Bulgaria:** Philips Bulgaria Ltd., Energoproject, 15th floor, 51 James Bourchier Blvd., 1407 SOFIA, Tel. +359 2 689 211, Fax. +359 2 689 102

**Canada:** PHILIPS SEMICONDUCTORS/COMPONENTS, Tel. +1 800 234 7381

**China/Hong Kong:** 501 Hong Kong Industrial Technology Centre, 72 Tat Chee Avenue, Kowloon Tong, HONG KONG, Tel. +852 2319 7888, Fax. +852 2319 7700

**Colombia:** see South America

**Czech Republic:** see Austria

**Denmark:** Prags Boulevard 80, PB 1919, DK-2300 COPENHAGEN S, Tel. +45 32 88 2636, Fax. +45 31 57 1949

**Finland:** Sinikalliontie 3, FIN-02630 ESPOO, Tel. +358 9 615800, Fax. +358 9 61580/xxx

**France:** 4 Rue du Port-aux-Vins, BP317, 92156 SURESNES Cedex, Tel. +33 1 40 99 6161, Fax. +33 1 40 99 6427

**Germany:** Hammerbrookstraße 69, D-20097 HAMBURG, Tel. +49 40 23 53 60, Fax. +49 40 23 536 300

**Greece:** No. 15, 25th March Street, GR 17778 TAVROS/ATHENS, Tel. +30 1 4894 339/239, Fax. +30 1 4814 240

**Hungary:** see Austria

**India:** Philips INDIA Ltd, Shivsagar Estate, A Block, Dr. Annie Besant Rd. Worli, MUMBAI 400 018, Tel. +91 22 4938 541, Fax. +91 22 4938 722

**Indonesia:** see Singapore

**Ireland:** Newstead, Clonskeagh, DUBLIN 14, Tel. +353 1 7640 000, Fax. +353 1 7640 200

**Israel:** RAPAC Electronics, 7 Kehilat Saloniki St, TEL AVIV 61180, Tel. +972 3 645 0444, Fax. +972 3 649 1007

**Italy:** PHILIPS SEMICONDUCTORS, Piazza IV Novembre 3, 20124 MILANO, Tel. +39 2 6752 2531, Fax. +39 2 6752 2557

**Japan:** Philips Bldg 13-37, Kohnan 2-chome, Minato-ku, TOKYO 108, Tel. +81 3 3740 5130, Fax. +81 3 3740 5077

**Korea:** Philips House, 260-199 Itaewon-dong, Yongsan-ku, SEOUL, Tel. +82 2 709 1412, Fax. +82 2 709 1415

**Malaysia:** No. 76 Jalan Universiti, 46200 PETALING JAYA, SELANGOR, Tel. +60 3 750 5214, Fax. +60 3 757 4880

**Mexico:** 5900 Gateway East, Suite 200, EL PASO, TEXAS 79905, Tel. +9-5 800 234 7381

**Middle East:** see Italy

**Netherlands:** Postbus 90050, 5600 PB EINDHOVEN, Bldg. VB, Tel. +31 40 27 82785, Fax. +31 40 27 88399

**New Zealand:** 2 Wagener Place, C.P.O. Box 1041, AUCKLAND, Tel. +64 9 849 4160, Fax. +64 9 849 7811

**Norway:** Box 1, Manglerud 0612, OSLO, Tel. +47 22 74 8000, Fax. +47 22 74 8341

**Philippines:** Philips Semiconductors Philippines Inc., 106 Valero St. Salcedo Village, P.O. Box 2108 MCC, MAKATI, Metro MANILA, Tel. +63 2 816 6380, Fax. +63 2 817 3474

**Poland:** Ul. Lukiska 10, PL 04-123 WARSZAWA, Tel. +48 22 612 2831, Fax. +48 22 612 2327

**Portugal:** see Spain

**Romania:** see Italy

**Russia:** Philips Russia, Ul. Usatcheva 35A, 119048 MOSCOW, Tel. +7 095 247 9145, Fax. +7 095 247 9144

**Singapore:** Lorong 1, Toa Payoh, SINGAPORE 1231, Tel. +65 350 2538, Fax. +65 251 6500

**Slovakia:** see Austria

**Slovenia:** see Italy

**South Africa:** S.A. PHILIPS Pty Ltd., 195-215 Main Road Martindale, 2092 JOHANNESBURG, P.O. Box 7430 Johannesburg 2000, Tel. +27 11 470 5911, Fax. +27 11 470 5494

**South America:** Rua do Rocio 220, 5th floor, Suite 51, 04552-903 São Paulo, SÃO PAULO - SP, Brazil, Tel. +55 11 821 2333, Fax. +55 11 829 1849

**Spain:** Balmes 22, 08007 BARCELONA, Tel. +34 3 301 6312, Fax. +34 3 301 4107

**Sweden:** Kottbygatan 7, Akalla, S-16485 STOCKHOLM, Tel. +46 8 632 2000, Fax. +46 8 632 2745

**Switzerland:** Allmendstrasse 140, CH-8027 ZÜRICH, Tel. +41 1 488 2686, Fax. +41 1 481 7730

**Taiwan:** PHILIPS TAIWAN Ltd., 23-30F, 66, Chung Hsiao West Road, Sec. 1, P.O. Box 22978, TAIPEI 100, Tel. +886 2 382 4443, Fax. +886 2 382 4444

**Thailand:** PHILIPS ELECTRONICS (THAILAND) Ltd., 209/2 Sanpavuth-Bangna Road Prakanong, BANGKOK 10260, Tel. +66 2 745 4090, Fax. +66 2 398 0793

**Turkey:** Talatpasa Cad. No. 5, 80640 GÜLTEPE/ISTANBUL, Tel. +90 212 279 2770, Fax. +90 212 282 6707

**Ukraine:** PHILIPS UKRAINE, 4 Patrice Lumumba str., Building B, Floor 7, 252042 KIEV, Tel. +380 44 264 2776, Fax. +380 44 268 0461

**United Kingdom:** Philips Semiconductors Ltd., 276 Bath Road, Hayes, MIDDLESEX UB3 5BX, Tel. +44 181 730 5000, Fax. +44 181 754 8421

**United States:** 811 East Arques Avenue, SUNNYVALE, CA 94088-3409, Tel. +1 800 234 7381

**Uruguay:** see South America

**Vietnam:** see Singapore

**Yugoslavia:** PHILIPS, Trg N. Pasica 5/v, 11000 BEOGRAD, Tel. +381 11 625 344, Fax. +381 11 635 777

**For all other countries apply to:** Philips Semiconductors, Marketing & Sales Communications, Building BE-p, P.O. Box 218, 5600 MD EINDHOVEN, The Netherlands, Fax. +31 40 27 24825

**Internet:** <http://www.semiconductors.philips.com>

© Philips Electronics N.V. 1996

SCA52

All rights are reserved. Reproduction in whole or in part is prohibited without the prior written consent of the copyright owner.

The information presented in this document does not form part of any quotation or contract, is believed to be accurate and reliable and may be changed without notice. No liability will be accepted by the publisher for any consequence of its use. Publication thereof does not convey nor imply any license under patent- or other industrial or intellectual property rights.

Printed in The Netherlands

115106/00/03/pp16

Date of release: 1998 Mar 26

Document order number: 9397 750 3622

*Let's make things better.*

**Philips  
Semiconductors**



**PHILIPS**