



IP4220CZ6

Dual USB 2.0 integrated ESD protection

Rev. 5 — 8 July 2011

Product data sheet

1. Product profile

1.1 General description

The IP4220CZ6 is designed to protect I/O lines sensitive to capacitive load, such as USB 2.0, ethernet, Digital Video Interface (DVI) and so on, from damage due to ElectroStatic Discharge (ESD). It incorporates four pairs of ultra low capacitance rail-to-rail ESD protection diodes plus a Zener diode to provide protection to signal and supply components from ESD voltages up to ± 8 kV contact discharge. Protection is supply voltage independent due to the rail-to-rail diodes being connected to the Zener diode. The device is encapsulated in a small 6-lead SOT457 (SC-74) Surface-Mounted Device (SMD) plastic package.

1.2 Features and benefits

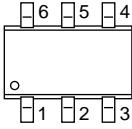
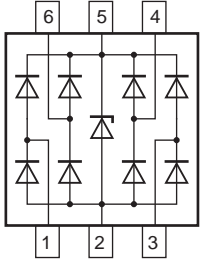
- Pb-free, Restriction of Hazardous Substances (RoHS) compliant and free of halogen and antimony (Dark Green compliant)
- ESD protection up to ± 8 kV contact discharge; IEC 61000-4-2, level 4 compliant
- Four pairs of ultra low input capacitance ($C_1 = 1$ pF) ESD rail-to-rail protection diodes
- Low voltage clamping due to integrated Zener diode
- Small 6-lead TSOP6 (SOT457) SMD package

1.3 Applications

- General-purpose downstream ESD protection for high-frequency analog signal ports and high-speed serial data transmission ports in:
 - ◆ Cellular phone and Personal Communication System (PCS) mobile handsets
 - ◆ PC/notebook USB 2.0/IEEE1394 ports
 - ◆ DVI
 - ◆ Cordless telephones
 - ◆ Wireless data (WAN/LAN) systems
 - ◆ Mobile Internet Devices (MID)
 - ◆ Portable media Players (PMP)
 - ◆ High-Definition Multimedia Interface (HDMI)

2. Pinning information

Table 1. Pinning

Pin	Symbol	Description	Simplified outline	Graphic symbol
1	I/O 1	ESD protection		
2	GND	ground		
3	I/O 2	ESD protection		
4	I/O 3	ESD protection		
5	V _P	supply voltage		
6	I/O 4	ESD protection		

018aaa142

3. Ordering information

Table 2. Ordering information

Type number	Package		Version
	Name	Description	
IP4220CZ6	SC-74	plastic surface-mounted package (TSOP6); 6 leads	SOT457

4. Marking

Table 3. Marking codes

Type number	Marking code
IP4220CZ6	20

5. Limiting values

Table 4. Limiting values

In accordance with the Absolute Maximum Rating System (IEC 60134).

Symbol	Parameter	Conditions	Min	Max	Unit
V _I	input voltage		0	5.5	V
V _{ESD}	electrostatic discharge voltage	IEC 61000-4-2, level 4, contact; all pins	-8	+8	kV
T _{stg}	storage temperature		-55	+125	°C

6. Recommended operating conditions

Table 5. Operating conditions

Symbol	Parameter	Conditions	Min	Typ	Max	Unit
T _{amb}	ambient temperature		-40	-	+85	°C

7. Characteristics

Table 6. Characteristics

$T_{amb} = 25\text{ }^{\circ}\text{C}$; unless otherwise specified.

Symbol	Parameter	Conditions	Min	Typ	Max	Unit
$C_{(I/O-GND)}$	input/output to ground capacitance	$V_I = 0\text{ V}$; $f = 1\text{ MHz}$; $V_P = 3\text{ V}$	[1] -	1.0	-	pF
$C_{(zd-GND)}$	Zener diode to ground capacitance	$V_I = 0\text{ V}$; $f = 1\text{ MHz}$; $V_P = 3\text{ V}$	[3] -	40	-	pF
I_{RM}	reverse leakage current	$V_I = 3\text{ V}$	[2] -	-	100	nA
V_{BRzd}	Zener diode breakdown voltage	$I = 1\text{ mA}$	[3] 6	-	9	V
V_F	forward voltage		-	0.7	-	V

[1] Pins 1, 3, 4 and 6.

[2] Pins 1, 3, 4 and 6 to ground.

[3] Pin 5 to pin 2.

8. Application information

8.1 Universal serial bus 2.0 protection

The device is optimized to protect, for example, two USB 2.0 ports from ESD. Each device can protect both USB data lines and the V_{BUS} supply line. A typical application is shown in [Figure 1](#).

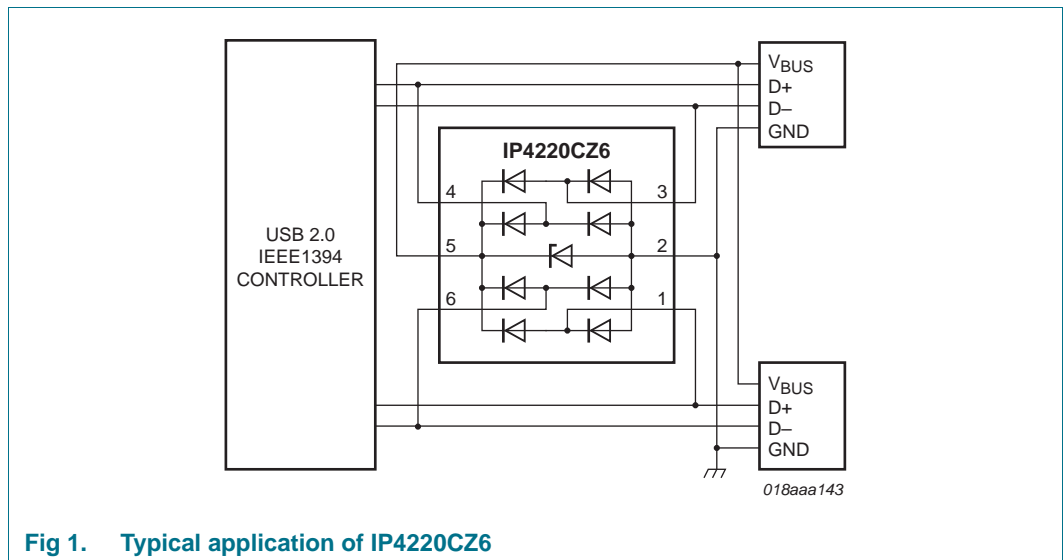


Fig 1. Typical application of IP4220CZ6

9. Package outline

Plastic surface-mounted package (TSOP6); 6 leads

SOT457

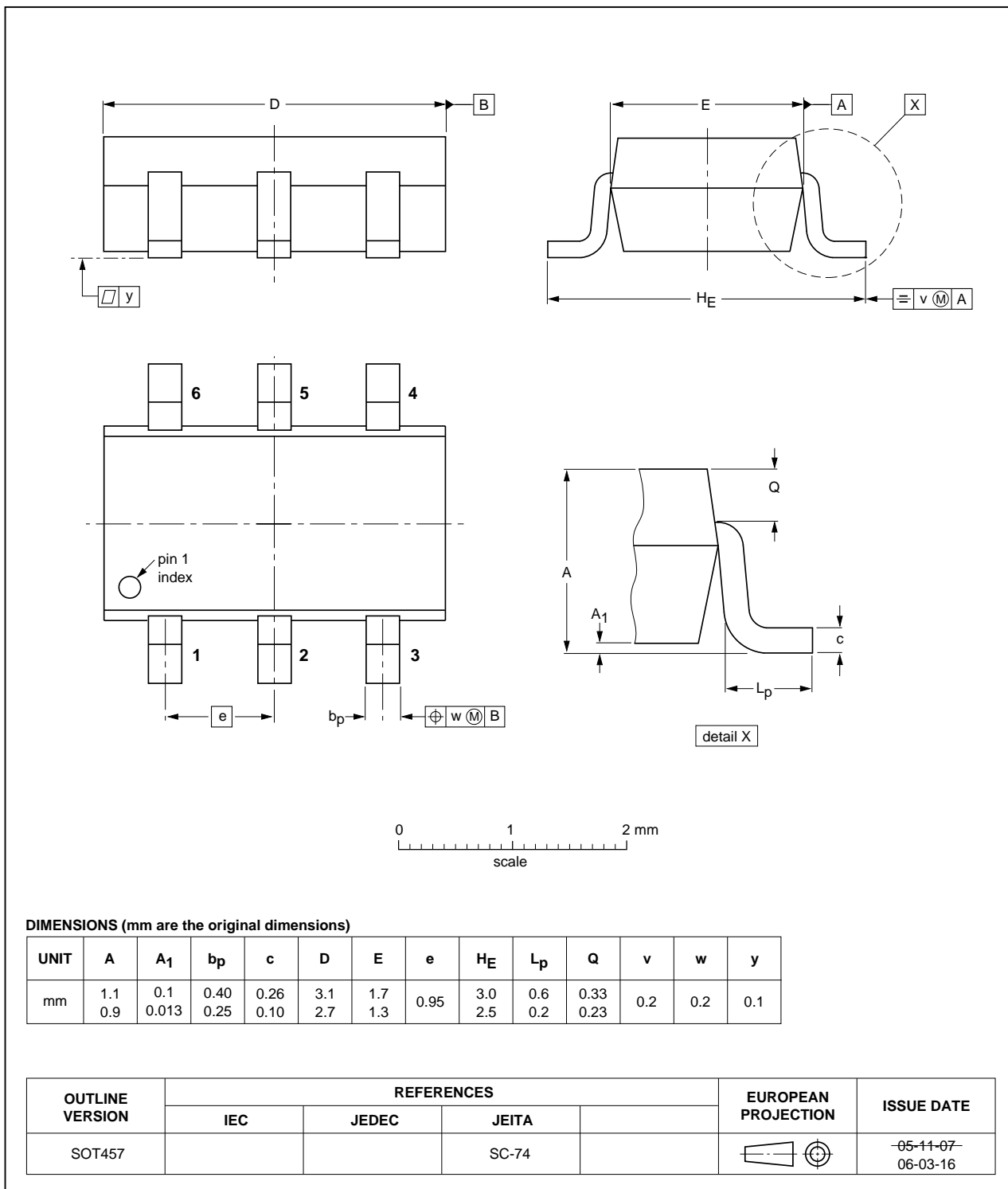


Fig 2. Package outline SOT457 (SC-74)

10. Soldering

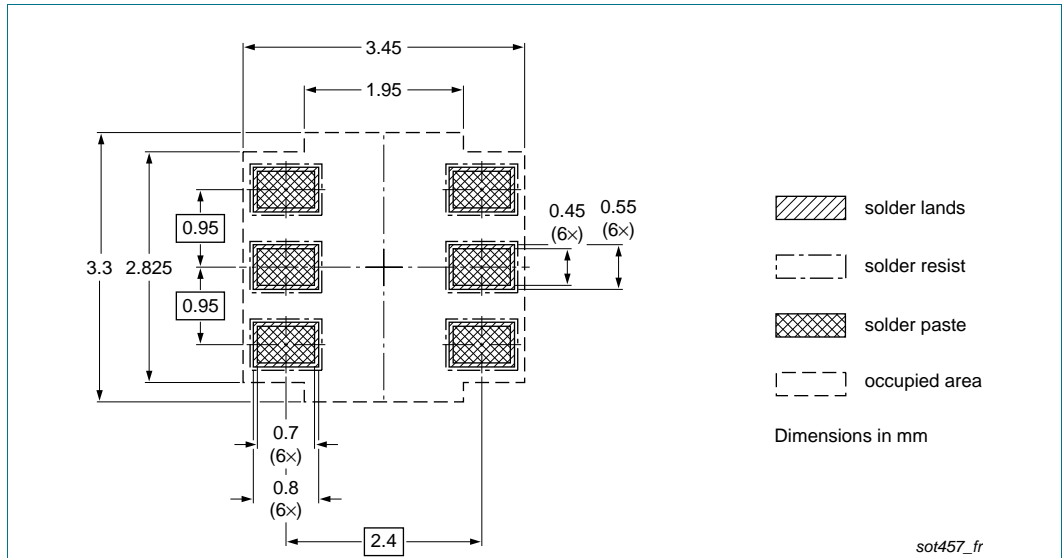


Fig 3. Reflow soldering footprint SOT457 (SC-74)

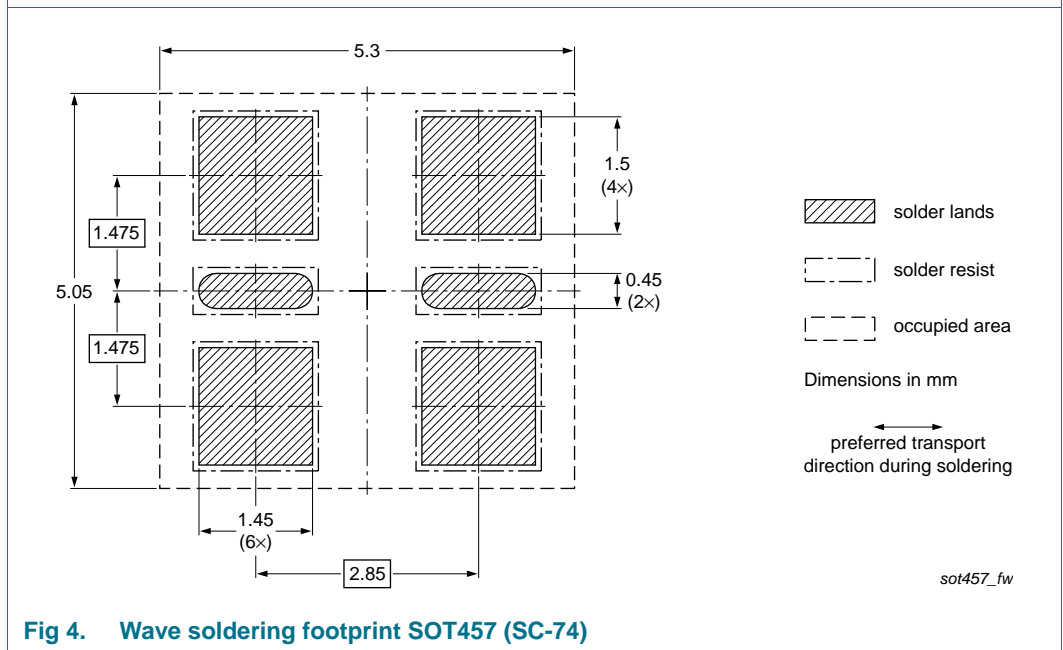


Fig 4. Wave soldering footprint SOT457 (SC-74)

11. Revision history

Table 7. Revision history

Document ID	Release date	Data sheet status	Change notice	Supersedes
IP4220CZ6 v.5	20110708	Product data sheet	-	IP4220CZ6 v.4
Modifications:	<ul style="list-style-type: none"> • The format of this document has been redesigned to comply with the new identity guidelines of NXP Semiconductors. • Legal texts have been adapted to the new company name where appropriate. • Section 1 “Product profile”: updated • Section 2 “Pinning information”: updated • Section 4 “Marking”: added • Table 4 and 6: parameters $V_{I/O}$; V_{esd}; $C_{I/O(n)}$; $V_{I/O(n)}$; $I_{L(n)}$; $C_{d(Zener)}$ and $V_{BR(Zener)}$ redefined respectively to V_I; V_{ESD}; $C_{(I/O-GND)}$; V_I; I_{RM}; $C_{(zd-GND)}$ and V_{BRzd}. • Figure 1: updated • Figure 2 “Package outline SOT457 (SC-74)”: updated • Section 8.2. IP4220CZ6 spice model: deleted • Section 10 “Soldering”: added • Abbreviation table: deleted • Section 12 “Legal information”: updated 			
IP4220CZ6 v.4	20050912	Product data sheet	-	IP4220CZ6 v.3
IP4220CZ6 v.3	20050712	Product data sheet	-	IP4220CZ6 v.2
IP4220CZ6 v.2	20050608	Product data sheet	-	IP4220CZ6_N v.1
IP4220CZ6_N v.1	20040917	Preliminary specification	-	-

12. Legal information

12.1 Data sheet status

Document status ^{[1][2]}	Product status ^[3]	Definition
Objective [short] data sheet	Development	This document contains data from the objective specification for product development.
Preliminary [short] data sheet	Qualification	This document contains data from the preliminary specification.
Product [short] data sheet	Production	This document contains the product specification.

[1] Please consult the most recently issued document before initiating or completing a design.

[2] The term 'short data sheet' is explained in section "Definitions".

[3] The product status of device(s) described in this document may have changed since this document was published and may differ in case of multiple devices. The latest product status information is available on the Internet at URL <http://www.nexperia.com>.

12.2 Definitions

Draft — The document is a draft version only. The content is still under internal review and subject to formal approval, which may result in modifications or additions. Nexperia does not give any representations or warranties as to the accuracy or completeness of information included herein and shall have no liability for the consequences of use of such information.

Short data sheet — A short data sheet is an extract from a full data sheet with the same product type number(s) and title. A short data sheet is intended for quick reference only and should not be relied upon to contain detailed and full information. For detailed and full information see the relevant full data sheet, which is available on request via the local Nexperia sales office. In case of any inconsistency or conflict with the short data sheet, the full data sheet shall prevail.

Product specification — The information and data provided in a Product data sheet shall define the specification of the product as agreed between Nexperia and its customer, unless Nexperia and customer have explicitly agreed otherwise in writing. In no event however, shall an agreement be valid in which the Nexperia product is deemed to offer functions and qualities beyond those described in the Product data sheet.

12.3 Disclaimers

Limited warranty and liability — Information in this document is believed to be accurate and reliable. However, Nexperia does not give any representations or warranties, expressed or implied, as to the accuracy or completeness of such information and shall have no liability for the consequences of use of such information.

In no event shall Nexperia be liable for any indirect, incidental, punitive, special or consequential damages (including - without limitation - lost profits, lost savings, business interruption, costs related to the removal or replacement of any products or rework charges) whether or not such damages are based on tort (including negligence), warranty, breach of contract or any other legal theory.

Notwithstanding any damages that customer might incur for any reason whatsoever, Nexperia's aggregate and cumulative liability towards customer for the products described herein shall be limited in accordance with the *Terms and conditions of commercial sale* of Nexperia.

Right to make changes — Nexperia reserves the right to make changes to information published in this document, including without limitation specifications and product descriptions, at any time and without notice. This document supersedes and replaces all information supplied prior to the publication hereof.

Suitability for use — Nexperia products are not designed, authorized or warranted to be suitable for use in life support, life-critical or safety-critical systems or equipment, nor in applications where failure or

malfunction of a Nexperia product can reasonably be expected to result in personal injury, death or severe property or environmental damage. Nexperia accepts no liability for inclusion and/or use of Nexperia products in such equipment or applications and therefore such inclusion and/or use is at the customer's own risk.

Applications — Applications that are described herein for any of these products are for illustrative purposes only. Nexperia makes no representation or warranty that such applications will be suitable for the specified use without further testing or modification.

Customers are responsible for the design and operation of their applications and products using Nexperia products, and Nexperia accepts no liability for any assistance with applications or customer product design. It is customer's sole responsibility to determine whether the Nexperia product is suitable and fit for the customer's applications and products planned, as well as for the planned application and use of customer's third party customer(s). Customers should provide appropriate design and operating safeguards to minimize the risks associated with their applications and products.

Nexperia does not accept any liability related to any default, damage, costs or problem which is based on any weakness or default in the customer's applications or products, or the application or use by customer's third party customer(s). Customer is responsible for doing all necessary testing for the customer's applications and products using Nexperia products in order to avoid a default of the applications and the products or of the application or use by customer's third party customer(s). Nexperia does not accept any liability in this respect.

Limiting values — Stress above one or more limiting values (as defined in the Absolute Maximum Ratings System of IEC 60134) will cause permanent damage to the device. Limiting values are stress ratings only and (proper) operation of the device at these or any other conditions above those given in the Recommended operating conditions section (if present) or the Characteristics sections of this document is not warranted. Constant or repeated exposure to limiting values will permanently and irreversibly affect the quality and reliability of the device.

Terms and conditions of commercial sale — Nexperia products are sold subject to the general terms and conditions of commercial sale, as published at <http://www.nexperia.com/profile/terms>, unless otherwise agreed in a valid written individual agreement. In case an individual agreement is concluded only the terms and conditions of the respective agreement shall apply. Nexperia hereby expressly objects to applying the customer's general terms and conditions with regard to the purchase of Nexperia products by customer.

No offer to sell or license — Nothing in this document may be interpreted or construed as an offer to sell products that is open for acceptance or the grant, conveyance or implication of any license under any copyrights, patents or other industrial or intellectual property rights.

Export control — This document as well as the item(s) described herein may be subject to export control regulations. Export might require a prior authorization from national authorities.

Quick reference data — The Quick reference data is an extract of the product data given in the Limiting values and Characteristics sections of this document, and as such is not complete, exhaustive or legally binding.

Non-automotive qualified products — Unless this data sheet expressly states that this specific Nexperia product is automotive qualified, the product is not suitable for automotive use. It is neither qualified nor tested in accordance with automotive testing or application requirements. Nexperia accepts no liability for inclusion and/or use of non-automotive qualified products in automotive equipment or applications.

In the event that customer uses the product for design-in and use in automotive applications to automotive specifications and standards, customer (a) shall use the product without Nexperia's warranty of the

product for such automotive applications, use and specifications, and (b) whenever customer uses the product for automotive applications beyond Nexperia's specifications such use shall be solely at customer's own risk, and (c) customer fully indemnifies Nexperia for any liability, damages or failed product claims resulting from customer design and use of the product for automotive applications beyond Nexperia's standard warranty and Nexperia's product specifications.

12.4 Trademarks

Notice: All referenced brands, product names, service names and trademarks are the property of their respective owners.

13. Contact information

For more information, please visit: <http://www.nexperia.com>

For sales office addresses, please send an email to: salesaddresses@nexperia.com

14. Contents

1	Product profile	1
1.1	General description	1
1.2	Features and benefits	1
1.3	Applications	1
2	Pinning information	2
3	Ordering information	2
4	Marking	2
5	Limiting values	2
6	Recommended operating conditions	2
7	Characteristics	3
8	Application information	3
8.1	Universal serial bus 2.0 protection	3
9	Package outline	4
10	Soldering	5
11	Revision history	6
12	Legal information	7
12.1	Data sheet status	7
12.2	Definitions	7
12.3	Disclaimers	7
12.4	Trademarks	8
13	Contact information	8
14	Contents	9