

# BAS20H

## High Voltage Switching Diode

### Features

- S Prefix for Automotive and Other Applications Requiring Unique Site and Control Change Requirements; AEC-Q101 Qualified and PPAP Capable
- These Devices are Pb-Free, Halogen Free/BFR Free and are RoHS Compliant

### MAXIMUM RATINGS

| Rating  | Symbol          | Value | Unit |
|---|-----------------|-------|------|
| Continuous Reverse Voltage  | $V_R$           | 200   | Vdc  |
| Repetitive Peak Reverse Voltage   | $V_{RRM}$       | 200   | Vdc  |
| Continuous Forward Current  | $I_F$           | 200   | mAdc |
| Peak Forward Surge Current  | $I_{FM(surge)}$ | 625   | mAdc |
| Repetitive Peak Forward Current<br>(Pulse Wave = 1 sec, Duty Cycle = 66%)                     | $I_{FRM}$       | 500   | mA   |
| Non-Repetitive Peak Forward Current<br>(Square Wave, $T_J = 25^\circ\text{C}$ prior to surge) | $I_{FSM}$       |       | A    |
| $t = 1 \mu\text{s}$   |                 | 5.0   |      |
| $t = 1 \text{ms}$   |                 | 2.0   |      |
| $t = 1 \text{s}$  |                 | 0.5   |      |

### THERMAL CHARACTERISTICS

| Characteristic  | Symbol          | Max            | Unit                       |
|---|-----------------|----------------|----------------------------|
| Total Device Dissipation FR-5 Board*<br>$T_A = 25^\circ\text{C}$<br>Derate above $25^\circ\text{C}$ | $P_D$           | 200<br>1.57    | mW<br>mW/ $^\circ\text{C}$ |
| Thermal Resistance Junction-to-Ambient  | $R_{\theta JA}$ | 635            | $^\circ\text{C}/\text{W}$  |
| Junction and Storage Temperature Range  | $T_J, T_{stg}$  | -55 to<br>+150 | $^\circ\text{C}$           |

Stresses exceeding those listed in the Maximum Ratings table may damage the device. If any of these limits are exceeded, device functionality should not be assumed, damage may occur and reliability may be affected.

\*FR-5 Minimum Pad

### ELECTRICAL CHARACTERISTICS ( $T_A = 25^\circ\text{C}$ unless otherwise noted)

| Characteristic | Symbol | Min | Max | Unit |
|----------------|--------|-----|-----|------|
|----------------|--------|-----|-----|------|

### OFF CHARACTERISTICS

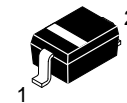
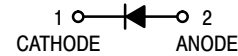
|  |            |     |              |                 |
|--|------------|-----|--------------|-----------------|
| Reverse Voltage Leakage Current<br>( $V_R = 200 \text{Vdc}$ )<br>( $V_R = 200 \text{Vdc}, T_J = 150^\circ\text{C}$ ) | $I_R$      | -   | 1.0<br>100   | $\mu\text{Adc}$ |
| Reverse Breakdown Voltage<br>( $I_{BR} = 100 \mu\text{Adc}$ )  | $V_{(BR)}$ | 250 | -            | Vdc             |
| Forward Voltage<br>( $I_F = 100 \text{mAdc}$ )<br>( $I_F = 200 \text{mAdc}$ )  | $V_F$      | -   | 1000<br>1250 | mV              |
| Diode Capacitance<br>( $V_R = 0, f = 1.0 \text{MHz}$ )   | $C_D$      | -   | 5.0          | pF              |
| Reverse Recovery Time<br>( $I_F = I_R = 30 \text{mAdc}, R_L = 100 \Omega$ )  | $t_{rr}$   | -   | 50           | ns              |



ON Semiconductor®

[www.onsemi.com](http://www.onsemi.com)

## HIGH VOLTAGE SWITCHING DIODE



SOD-323  
CASE 477  
STYLE 1

### MARKING DIAGRAM



JR = Specific Device Code

M = Date Code\*

▪ = Pb-Free Package

(Note: Microdot may be in either location)

\*Date Code orientation may vary depending upon manufacturing location.

### ORDERING INFORMATION

| Device     | Package              | Shipping†          |
|------------|----------------------|--------------------|
| BAS20HT1G  | SOD-323<br>(Pb-Free) | 3000 / Tape & Reel |
| SBAS20HT1G | SOD-323<br>(Pb-Free) | 3000 / Tape & Reel |

†For information on tape and reel specifications, including part orientation and tape sizes, please refer to our Tape and Reel Packaging Specification Brochure, BRD8011/D.

# BAS20H

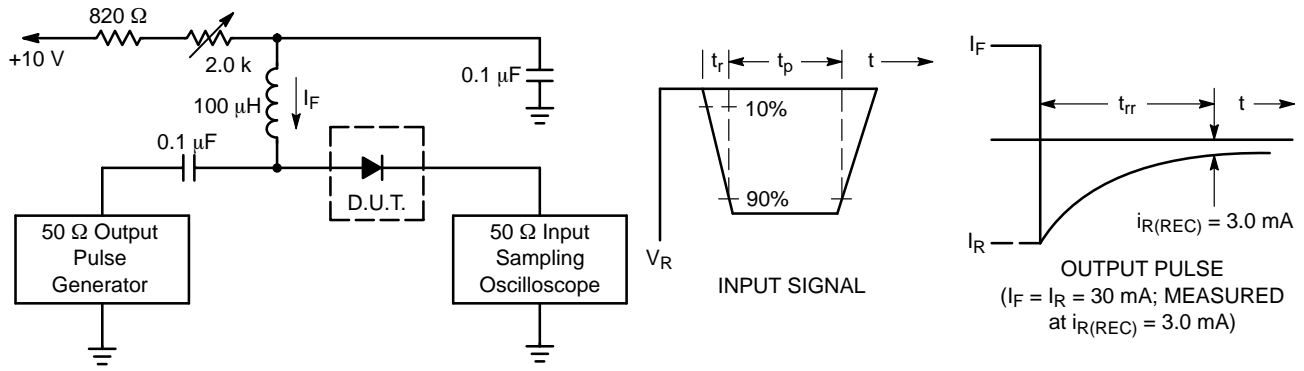


Figure 1. Recovery Time Equivalent Test Circuit

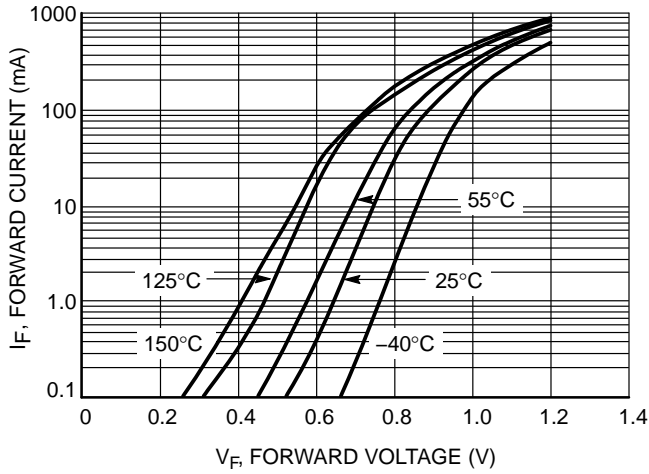


Figure 2. Forward Current

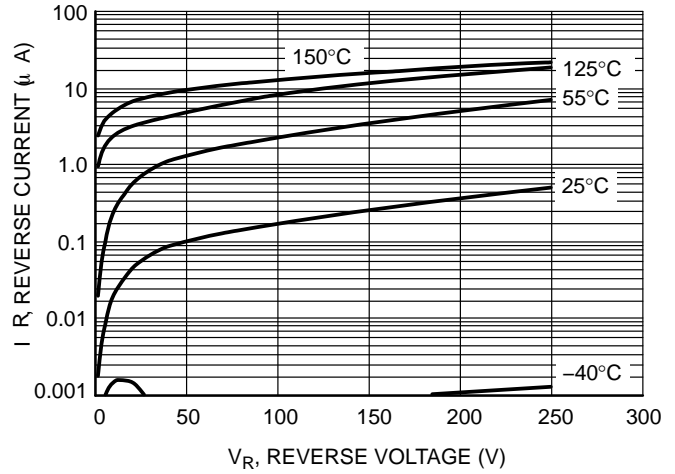


Figure 3. Leakage Current

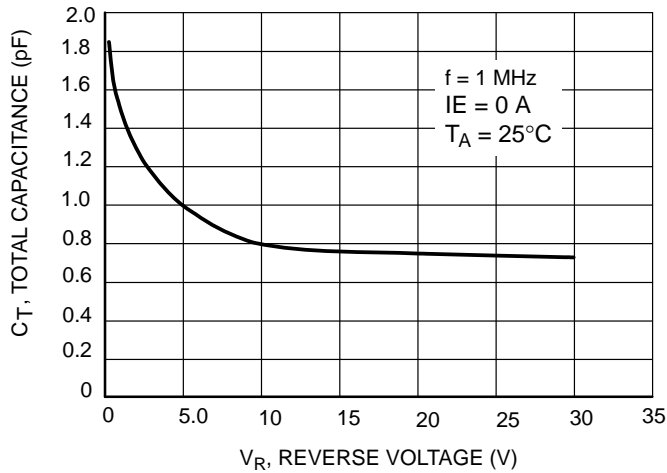
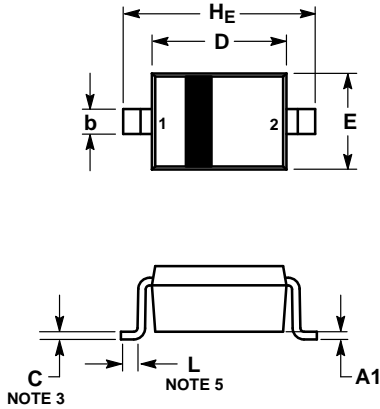


Figure 4. Total Capacitance

# BAS20H

## PACKAGE DIMENSIONS

SOD-323  
CASE 477-02  
ISSUE H



NOTES:

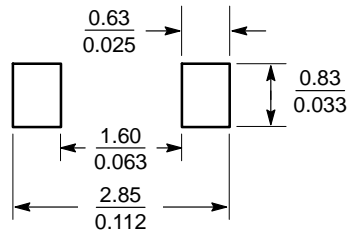
1. DIMENSIONING AND TOLERANCING PER ANSI Y14.5M, 1982.
2. CONTROLLING DIMENSION: MILLIMETERS.
3. LEAD THICKNESS SPECIFIED PER L/F DRAWING WITH SOLDER PLATING.
4. DIMENSIONS A AND B DO NOT INCLUDE MOLD FLASH, PROTRUSIONS OR GATE BURRS.
5. DIMENSION L IS MEASURED FROM END OF RADIUS.

| DIM | MILLIMETERS |      |       | INCHES    |       |       |
|-----|-------------|------|-------|-----------|-------|-------|
|     | MIN         | NOM  | MAX   | MIN       | NOM   | MAX   |
| A   | 0.80        | 0.90 | 1.00  | 0.031     | 0.035 | 0.040 |
| A1  | 0.00        | 0.05 | 0.10  | 0.000     | 0.002 | 0.004 |
| A3  | 0.15 REF    |      |       | 0.006 REF |       |       |
| b   | 0.25        | 0.32 | 0.4   | 0.010     | 0.012 | 0.016 |
| C   | 0.089       | 0.12 | 0.177 | 0.003     | 0.005 | 0.007 |
| D   | 1.60        | 1.70 | 1.80  | 0.062     | 0.066 | 0.070 |
| E   | 1.15        | 1.25 | 1.35  | 0.045     | 0.049 | 0.053 |
| L   | 0.08        |      |       | 0.003     |       |       |
| HE  | 2.30        | 2.50 | 2.70  | 0.090     | 0.098 | 0.105 |

STYLE 1:

1. CATHODE (POLARITY BAND)
2. ANODE

### SOLDERING FOOTPRINT\*



\*For additional information on our Pb-Free strategy and soldering details, please download the ON Semiconductor Soldering and Mounting Techniques Reference Manual, SOLDERRM/D.

ON Semiconductor and the are registered trademarks of Semiconductor Components Industries, LLC (SCILLC) or its subsidiaries in the United States and/or other countries. SCILLC owns the rights to a number of patents, trademarks, copyrights, trade secrets, and other intellectual property. A listing of SCILLC's product/patent coverage may be accessed at [www.onsemi.com/site/pdf/Patent-Marking.pdf](http://www.onsemi.com/site/pdf/Patent-Marking.pdf). SCILLC reserves the right to make changes without further notice to any products herein. SCILLC makes no warranty, representation or guarantee regarding the suitability of its products for any particular purpose, nor does SCILLC assume any liability arising out of the application or use of any product or circuit, and specifically disclaims any and all liability, including without limitation special, consequential or incidental damages. "Typical" parameters which may be provided in SCILLC data sheets and/or specifications can and do vary in different applications and actual performance may vary over time. All operating parameters, including "Typicals" must be validated for each customer application by customer's technical experts. SCILLC does not convey any license under its patent rights nor the rights of others. SCILLC products are not designed, intended, or authorized for use as components in systems intended for surgical implant into the body, or other applications intended to support or sustain life, or for any other application in which the failure of the SCILLC product could create a situation where personal injury or death may occur. Should Buyer purchase or use SCILLC products for any such unintended or unauthorized application, Buyer shall indemnify and hold SCILLC and its officers, employees, subsidiaries, affiliates, and distributors harmless against all claims, costs, damages, and expenses, and reasonable attorney fees arising out of, directly or indirectly, any claim of personal injury or death associated with such unintended or unauthorized use, even if such claim alleges that SCILLC was negligent regarding the design or manufacture of the part. SCILLC is an Equal Opportunity/Affirmative Action Employer. This literature is subject to all applicable copyright laws and is not for resale in any manner.

### PUBLICATION ORDERING INFORMATION

LITERATURE FULFILLMENT:

Literature Distribution Center for ON Semiconductor  
P.O. Box 5163, Denver, Colorado 80217 USA  
Phone: 303-675-2175 or 800-344-3860 Toll Free USA/Canada  
Fax: 303-675-2176 or 800-344-3867 Toll Free USA/Canada  
Email: [orderlit@onsemi.com](mailto:orderlit@onsemi.com)

N. American Technical Support: 800-282-9855 Toll Free  
USA/Canada  
Europe, Middle East and Africa Technical Support:  
Phone: 421 33 790 2910  
Japan Customer Focus Center  
Phone: 81-3-5817-1050

ON Semiconductor Website: [www.onsemi.com](http://www.onsemi.com)

Order Literature: <http://www.onsemi.com/orderlit>

For additional information, please contact your local Sales Representative