

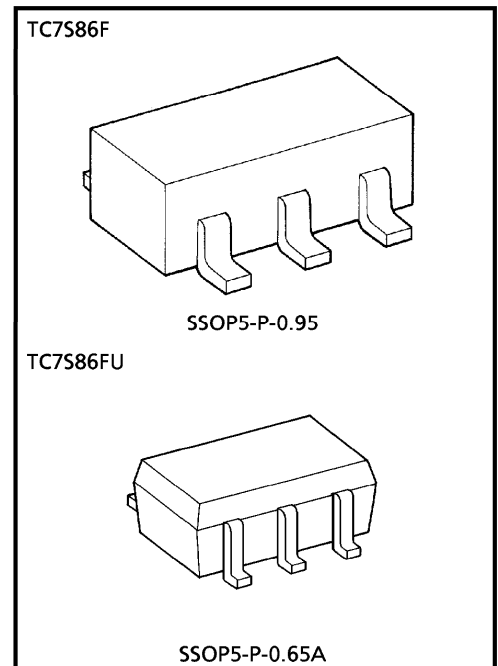
TC7S86F, TC7S86FU

EXCLUSIVE OR GATE

The TC7S86 is a high speed C²MOS EXCLUSIVE OR GATE fabricated with silicon gate C²MOS technology. It achieves the high speed operation similar to equivalent LSTTL while maintaining the C²MOS low power dissipation. Input and output buffers are provided which offer high noise immunity and stable output. All inputs are equipped with protection circuits against static discharge or transient excess voltage. Output current are 1/2 compared to TC74HC series models.

FEATURES

- High Speed $t_{pd} = 10\text{ns}$ (Typ.) at $V_{CC} = 5\text{V}$
- Low Power Dissipation $I_{CC} = 1\mu\text{A}$ (Max.) at $T_a = 25^\circ\text{C}$
- High Noise Immunity $V_{NIH} = V_{NIL} = 28\% V_{CC}$ (Min.)
- Output Drive Capability 5 LSTTL Loads
- Symmetrical Output Impedance ... $|I_{OH}| = I_{OL} = 2\text{mA}$ (Min.)
- Balanced Propagation Delays $t_{pLH} \approx t_{pHL}$
- Wide Operating Voltage Range ... $V_{CC}(\text{opr}) = 2\sim 6\text{V}$



Weight SSOP5-P-0.95 : 0.016g (Typ.)
 SSOP5-P-0.65A : 0.006g (Typ.)

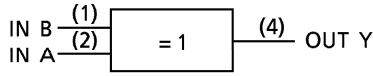
MAXIMUM RATINGS

CHARACTERISTIC	SYMBOL	RATING	UNIT
Supply Voltage Range	V_{CC}	-0.5~7	V
DC Input Voltage	V_{IN}	-0.5~ $V_{CC} + 0.5$	V
DC Output Voltage	V_{OUT}	-0.5~ $V_{CC} + 0.5$	V
Input Diode Current	I_{IK}	± 20	mA
Output Diode Current	I_{OK}	± 20	mA
DC Output Current	I_{OUT}	± 12.5	mA
DC V_{CC} /Ground Current	I_{CC}	± 25	mA
Power Dissipation	P_D	200	mW
Storage Temperature	T_{stg}	-65~150	$^\circ\text{C}$
Lead Temperature (10s)	T_L	260	$^\circ\text{C}$

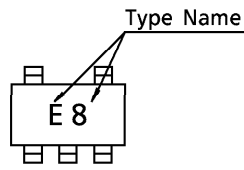
TRUTH TABLE

A	B	Y
H	H	L
L	H	H
H	L	H
L	L	L

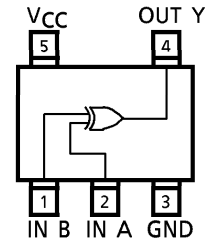
LOGIC DIAGRAM



MARKING



PIN ASSIGNMENT (TOP VIEW)



RECOMMENDED OPERATING CONDITIONS

CHARACTERISTIC	SYMBOL	RATING	UNIT
Supply Voltage	V_{CC}	2~6	V
Input Voltage	V_{IN}	0~ V_{CC}	V
Output Voltage	V_{OUT}	0~ V_{CC}	V
Operating Temperature	T_{opr}	-40~85	°C
Input Rise and Fall Time	t_r, t_f	0~1000 ($V_{CC} = 2.0V$) 0~ 500 ($V_{CC} = 4.5V$) 0~ 400 ($V_{CC} = 6.0V$)	ns

DC ELECTRICAL CHARACTERISTICS

CHARACTERISTIC	SYMBOL	TEST CONDITION	$T_a = 25^\circ C$			$T_a = -40 \sim 85^\circ C$		UNIT						
			V_{CC}	MIN.	TYP.	MAX.	MIN.		MAX.					
High-Level Input Voltage	V_{IH}	—	2.0	1.5	—	—	1.5	—	V					
			4.5	3.15	—	—	3.15	—						
			6.0	4.2	—	—	4.2	—						
Low-Level Input Voltage	V_{IL}	—	2.0	—	—	0.5	—	0.5	V					
			4.5	—	—	1.35	—	1.35						
			6.0	—	—	1.8	—	1.8						
High-Level Output Voltage	V_{OH}	$V_{IN} = V_{IH}$ or V_{IL}	$I_{OH} = -20 \mu A$	2.0	1.9	2.0	—	1.9	—	V				
				4.5	4.4	4.5	—	4.4	—					
				6.0	5.9	6.0	—	5.9	—					
Low-Level Output Voltage	V_{OL}	$V_{IN} = V_{IH}$ or V_{IL}	$I_{OL} = 20 \mu A$	2.0	—	0.0	0.1	—	0.1	V				
				4.5	—	0.0	0.1	—	0.1					
				6.0	—	0.0	0.1	—	0.1					
Input Leakage Current	I_{IN}	$V_{IN} = V_{CC}$ or GND		6.0	—	—	± 0.1	—	± 1.0	μA				
				Quiescent Supply Current	I_{CC}	$V_{IN} = V_{CC}$ or GND		6.0	—	—	1.0	—	10.0	μA

Output currents are 1/2 compared to TC74HC series models.

AC ELECTRICAL CHARACTERISTICS (C_L = 15pF, V_{CC} = 5V, Ta = 25°C, Input t_r = t_f = 6ns)

CHARACTERISTIC	SYMBOL	TEST CONDITION	Ta = 25°C			UNIT
			MIN.	TYP.	MAX.	
Output Transition Time	t _{TLH}	—	—	4	8	ns
	t _{THL}					
Propagation Delay Time	t _{pLH}	—	—	10	17	
	t _{pHL}					

AC ELECTRICAL CHARACTERISTICS (C_L = 50pF, Input t_r = t_f = 6ns)

CHARACTERISTIC	SYMBOL	TEST CONDITION	V _{CC}	Ta = 25°C			Ta = -40~85°C		UNIT
				MIN.	TYP.	MAX.	MIN.	MAX.	
Output Transition Time	t _{TLH} t _{THL}	—	2.0	—	50	125	—	155	ns
			4.5	—	14	25	—	31	
			6.0	—	12	21	—	26	
Propagation Delay Time	t _{pLH} t _{pHL}	—	2.0	—	48	100	—	125	
			4.5	—	12	20	—	25	
			6.0	—	9	17	—	21	
Input Capacitance	C _{IN}	—	—	5	10	—	10	pF	
Power Dissipation Capacitance	C _{pD}	(Note 1)	—	18	—	—	—	pF	

Note 1 : C_{pD} is defined as the value of the internal equivalent capacitance which is calculated from the operating current consumption without load.

Average operating current can be obtained by the equation.

$$I_{CC(opr)} = C_{pD} \cdot V_{CC} \cdot f_{IN} + I_{CC}$$

PACKAGE DIMENSIONS
SSOP5-P-0.95

Unit : mm



Weight : 0.016g (Typ.)

PACKAGE DIMENSIONS
SSOP5-P-0.65A

Unit : mm



Weight : 0.006g (Typ.)

RESTRICTIONS ON PRODUCT USE

000707EBA

- TOSHIBA is continually working to improve the quality and reliability of its products. Nevertheless, semiconductor devices in general can malfunction or fail due to their inherent electrical sensitivity and vulnerability to physical stress. It is the responsibility of the buyer, when utilizing TOSHIBA products, to comply with the standards of safety in making a safe design for the entire system, and to avoid situations in which a malfunction or failure of such TOSHIBA products could cause loss of human life, bodily injury or damage to property. In developing your designs, please ensure that TOSHIBA products are used within specified operating ranges as set forth in the most recent TOSHIBA products specifications. Also, please keep in mind the precautions and conditions set forth in the "Handling Guide for Semiconductor Devices," or "TOSHIBA Semiconductor Reliability Handbook" etc..
- The TOSHIBA products listed in this document are intended for usage in general electronics applications (computer, personal equipment, office equipment, measuring equipment, industrial robotics, domestic appliances, etc.). These TOSHIBA products are neither intended nor warranted for usage in equipment that requires extraordinarily high quality and/or reliability or a malfunction or failure of which may cause loss of human life or bodily injury ("Unintended Usage"). Unintended Usage include atomic energy control instruments, airplane or spaceship instruments, transportation instruments, traffic signal instruments, combustion control instruments, medical instruments, all types of safety devices, etc.. Unintended Usage of TOSHIBA products listed in this document shall be made at the customer's own risk.
- The products described in this document are subject to the foreign exchange and foreign trade laws.
- The information contained herein is presented only as a guide for the applications of our products. No responsibility is assumed by TOSHIBA CORPORATION for any infringements of intellectual property or other rights of the third parties which may result from its use. No license is granted by implication or otherwise under any intellectual property or other rights of TOSHIBA CORPORATION or others.
- The information contained herein is subject to change without notice.