

TYRE PRESSURE SENSOR WITH ACCELEROMETER

SP12 is a piezoresistive pressure sensor and accelerometer designed for tyre pressure measurement applications. The design is based on proven high-volume, low cost production processes developed for products to be used in automotive applications. The SP12 is supplied in a 14 pin SOP (Small Outline Package) plastic package.

The sensor design is based upon SensoNor's proprietary and patented solutions aimed at high reliability measurements in harsh environments, still with a predictable and stable quality in high volume applications.

The SP12 measures pressure, temperature, supply voltage and radial acceleration, and by integrating these functions with an ASIC in one package, SensoNor has developed the ideal product for tyre pressure monitoring applications, offering the system designer the flexibility to determine sequences and functionality according to his customers demands.

■ Pressure sensor:	Range:	100 to 450kPa
■ Temperature sensor:	Range:	-40 to +125°C
■ Supply Voltage sensor:	Range:	1.8 to 3.6V
■ Acceleration sensor:	Range:	-12 to 115g

SP12



An Infineon Technologies Company

Future Technology Today.

PRESSURE MEASUREMENTS

All specification limits to be understood as 4 sigma values. The specified values reflect the situation with an ideal voltage source (0 ohm internal resistance)

PARAMETER	SPECIFICATION				AMBIENT CONDITION		
	Unit	Min	Typ	Max	Temperature [°C]	Pressure [kPa]	Supply voltage [V]
Input range	kPa	100	--	450	-40 to 125	100 - 450	2.1 - 3.6
Resolution	kPa/lsb		1.37		-40 to 125	100 - 450	2.1 - 3.6
Measurement error	kPa	-8.5		8.5	0 to 50	200 - 400	2.1 - 3.6
	kPa	-20		20	0 to 50	100 - 450	2.1 - 3.6
	kPa	-10		10	-20 to 70	200 - 400	2.1 - 3.6
	kPa	-25		25	-20 to 70	100 - 450	2.1 - 3.6
	kPa	-17		17	-40 to 100	200 - 400	2.1 - 3.6
	kPa	-30		30	-40 to 100	100 - 450	2.1 - 3.6
Measurement time	kPa	-25		25	100 to 125	200 - 400	2.1 - 3.6
	kPa	-40		40	100 to 125	100 - 450	2.1 - 3.6
Measurement time	ms			6			

TEMPERATURE MEASUREMENTS

All specification limits to be understood as 5 sigma values

PARAMETER	SPECIFICATION				AMBIENT CONDITION	
	Unit	Min	Typ	Max	Temperature [°C]	Supply voltage [V]
Input range	°C	-40	--	125	-40 to 125	2.1 - 3.6
Resolution	°C/lsb		1		-40 to 125	2.1 - 3.6
Deviation from actual temperature	°C	-4		4	0 to 50	2.5 - 3.6
	°C	-5		5	-40 to 100	2.5 - 3.6
	°C	-8		8	+100 to 125	2.5 - 3.6
	°C	-7		7	0 to 50	2.1 - 2.5
	°C	-10		10	-40 to 125	2.1 - 2.5
Measurement time	ms			1.5		

ACCELEROMETER MEASUREMENTS

All specification limits to be understood as 4 sigma values. The specified values reflect the situation with an ideal voltage source (0 ohm internal resistance)

PARAMETER	SPECIFICATION				AMBIENT CONDITION	
	Unit	Min	Typ	Max	Temperature [°C]	Supply voltage [V]
Input range	g	-12		115	-40 to 90	2.1 to 3.6
Resolution	g/lsb		0.5		-40 to 90	2.1 to 3.6
Sensitivity accuracy	%	-18.75		18.75	-40 to 90	2.1 to 3.6
	%	-24		24	90 to 125	2.1 to 3.6
Offset	g	-6		6	25	2.1 to 3.6
	g	-8.75		8.75	-40 to 90	2.1 to 3.6
	g	-12		12	90 to 125	2.1 to 3.6
Random error (inc. quant. error, noise, repeatability)	g	-2		2	-40 to 90	2.1 to 3.6
	g	-4		4	90 to 125	2.1 to 3.6
Measurement time	ms			6		

SUPPLY VOLTAGE MEASUREMENTS

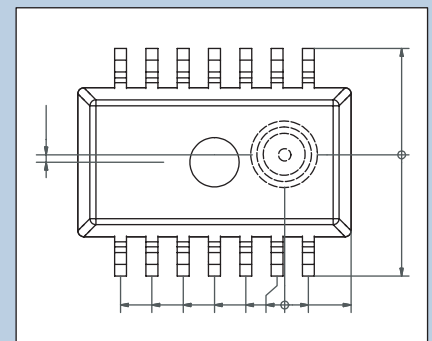
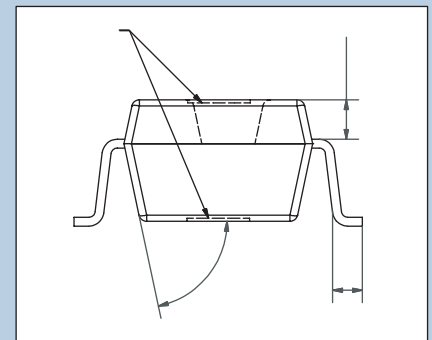
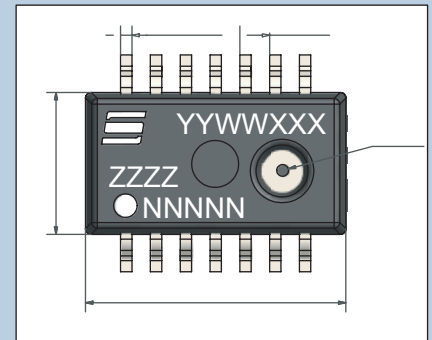
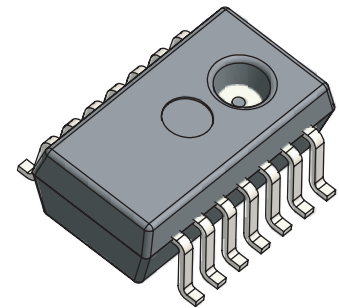
All specification limits to be understood as 4 sigma values

PARAMETER	SPECIFICATION				AMBIENT CONDITION	
	Unit	Min	Typ	Max	Temperature [°C]	Supply voltage [V]
Input range	V	1.8		3.6	-40 to 125	1.8 - 3.6
Resolution	V/lsb		0.0184		-40 to 125	2.1 - 3.6
Measurement error	V	-0.1		0.1	-40 to 125	2.1 - 3.6
Delay time between supply voltage measurement command and sampling	ms	2.8	3.5	4.2	-40 to 125	2.1 - 3.6
Delay time between sampling and A/D conversion	ms	8	10	12	-40 to 125	2.1 - 3.6
Measurement time	ms			17		

ABSOLUTE MAXIMUM RATINGS

Prolonged exposure to values between recommended operating conditions and absolute maximum ratings might affect the performance or reliability of the device

PARAMETER	MIN	MAX	UNIT
Input pressure		1400	kPa
Storage temperature	-40	150	°C
Temperature in application	-40	150	°C
Temperature, transient	-40	175	°C
Supply voltage	-0.3	6.0	V
Input voltage, any pin	-0.3	VDD + 0.3	V
Latch-up protection	-100	100	mA
ESD protection (machine model)	-200	200	V
ESD protection (human body model)	-2	2	kV
Mechanical shock		2000	g
Static acceleration		2000	g



How to reach us:

Phone: +47 33 03 50 00
 Fax: +47 33 03 50 05
 www.sensonor.com
 marketing@sensonor.no

Published by
 SensoNor AS
 Knudsrødveien 7
 P.O.Box 196
 N.3192 Horten
 Norway

© SensoNor AS 2003. All Rights Reserved
 October 2003, 1000 ex.

Attention please!

The information herein is given to describe certain components and shall not be considered as a guarantee of characteristics.

Terms of delivery and rights to technical change reserved.

We hereby disclaim any and all warranties, including but not limited to warranties of non-infringement, regarding circuits descriptions and charts stated herein.

Information

For further information on technology, delivery terms and conditions and prices please contact SensoNor AS