

Common-mode filter with ESD protection for high-speed serial interfaces

Datasheet - production data

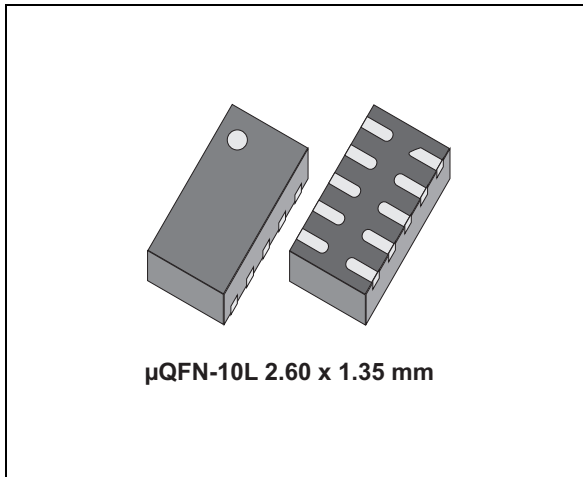
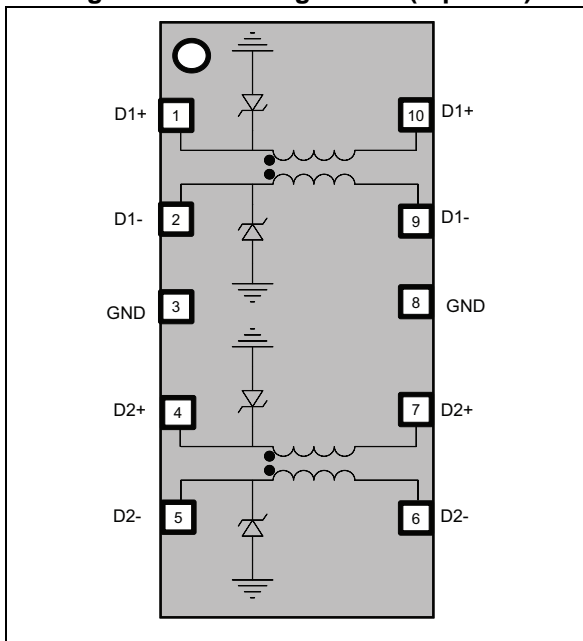


Figure 1. Pin configuration (top view)



Features

- Very large differential bandwidth to comply with HDMI 2.0, USB3.0, MIPI, DisplayPort and other high speed serial interfaces
- High common mode attenuation on WLAN frequencies:
 - 28 dB at 2.4 GHz and -16 dB at 5.0 GHz
- Very good attenuation at LTE, GSM and GPS frequencies
- Large bandwidth: 4.2GHz
- Very low PCB space consumption
- Thin package: 0.55 mm max.
- Lead-free package
- High reduction of parasitic elements through integration

Complies with the following standards:

- IEC 61000-4-2 level 4:
 - ±15 kV (air discharge)
 - ±8 kV (contact discharge)

Applications

- Set top box
- Streaming box
- Game console
- Notebook, laptop
- Portable devices

Description

The ECMF04-4HSWM10 is a highly integrated common-mode filter designed to suppress EMI/RFI common mode noise on high-speed differential serial buses like HDMI 2.0, USB3.0, Ethernet, MIPI, DisplayPort and other high-speed serial interfaces. The device has a very large differential bandwidth to comply with these standards and can also protect and filter 2 differential lanes.

Contents

1	Characteristics	3
2	Application information	8
3	PCB layout recommendations	9
4	Package information	10
5	Ordering information	12
6	Revision history	12



1 Characteristics

Table 1. Absolute maximum ratings ($T_{amb} = 25\text{ }^{\circ}\text{C}$)

Symbol	Parameter		Value	Unit
V_{PP}	Peak pulse voltage	IEC 61000-4-2 Contact discharge (connector side) Air discharge (connector side)	8 15	kV
I_{RMS}	Maximum RMS current		100	mA
T_{op}	Operating temperature range		-40 to +85	$^{\circ}\text{C}$
T_j	Maximum junction temperature		125	$^{\circ}\text{C}$
T_{stg}	Storage temperature range		- 55 to +150	$^{\circ}\text{C}$

Figure 2. Electrical characteristics (definitions)

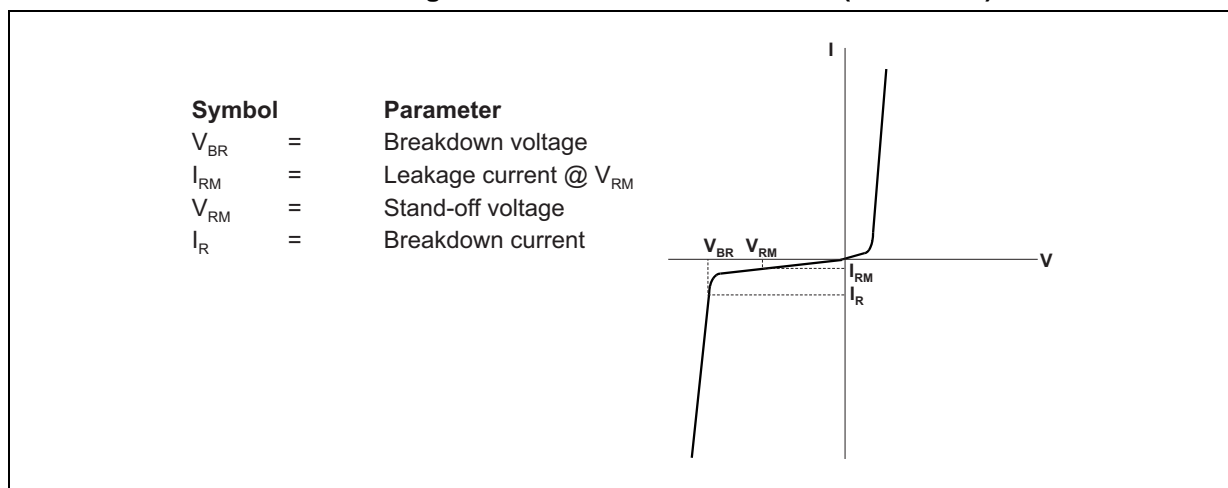


Table 2. Electrical characteristics ($T_{amb} = 25\text{ }^{\circ}\text{C}$)

Symbol	Test conditions	Min.	Typ.	Max.	Unit
V_{BR}	$I_R = 1\text{ mA}$	4.5	5.5		V
I_{RM}	$V_{RM} = 3\text{ V per line}$			100	nA
R_{DC}	DC serial resistance		5		Ω
F_C	-3dB differential mode cut-off frequency		4.2		GHz

Table 3. Pin description

Pin number	Description	Pin number	Description
1	D1+ to connector	6	D2- to IC
2	D1- to connector	7	D2+ to IC
3	GND	8	GND
4	D2+ to connector	9	D1- to IC
5	D2- to connector	10	D1+ to IC

Figure 3. Differential attenuation versus frequency ($Z_{0\text{ diff}} = 100 \Omega$)

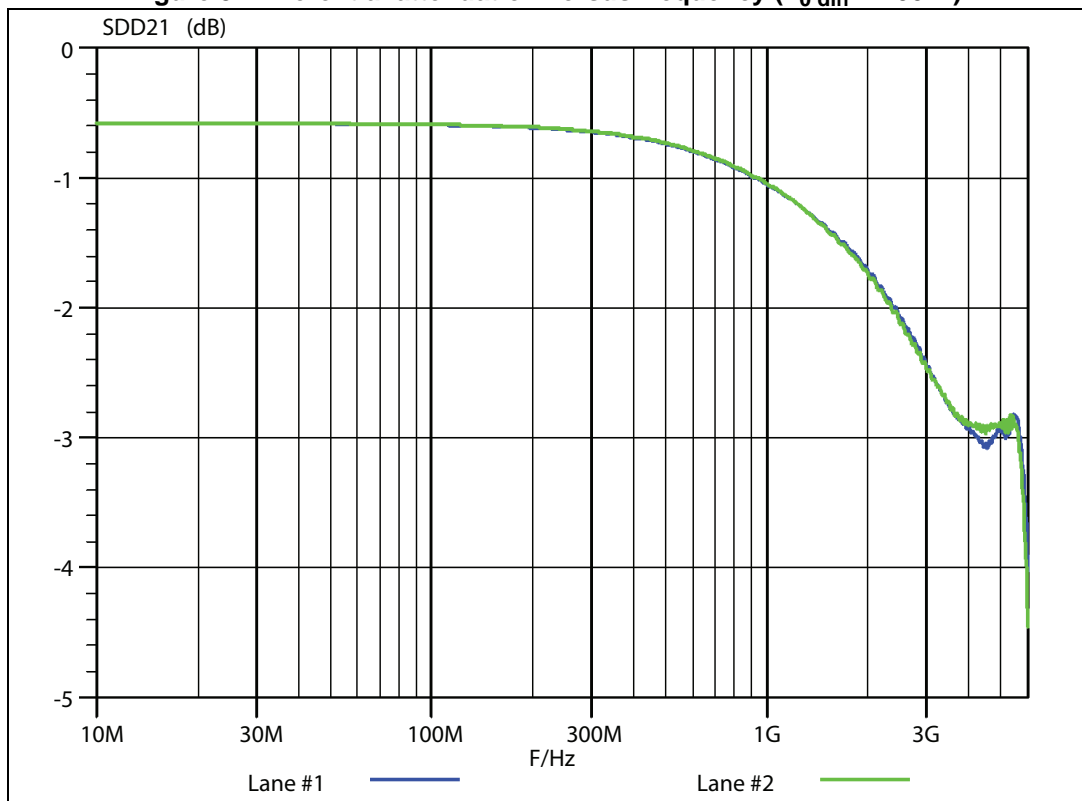


Figure 4. Common mode attenuation versus frequency ($Z_{0\text{ com}} = 50 \Omega$)

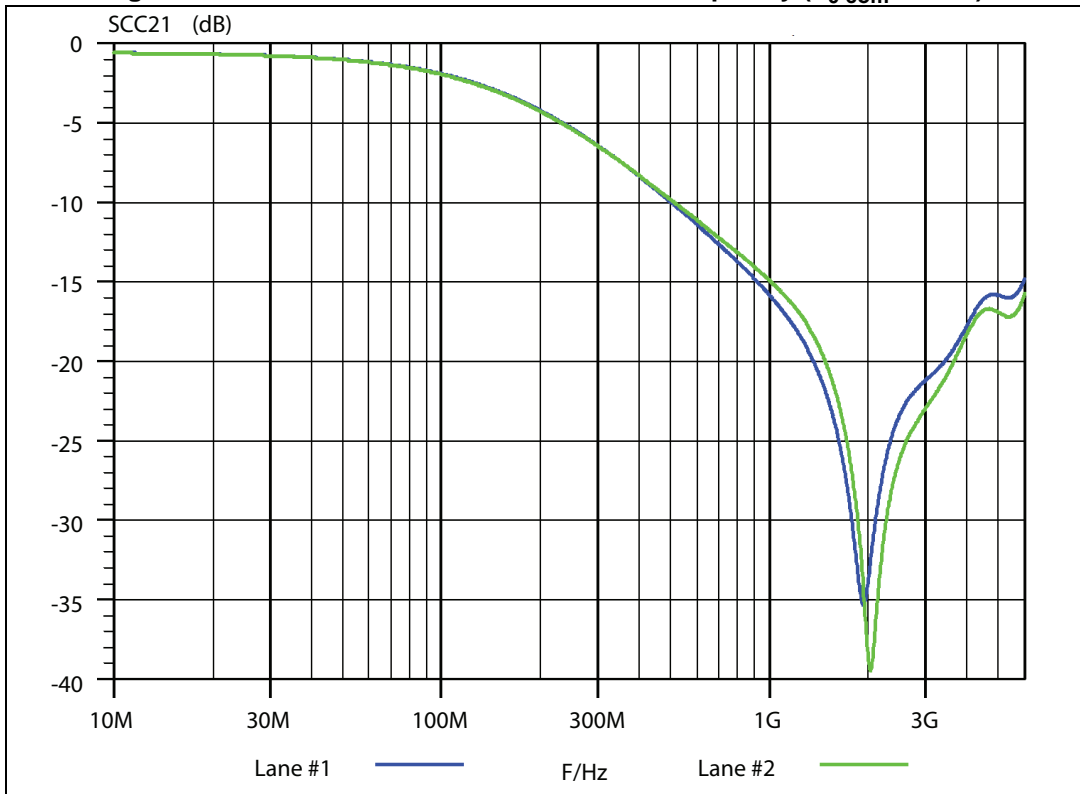


Figure 5. ESD response to IEC61000-4-2 (+8 kV contact discharge)

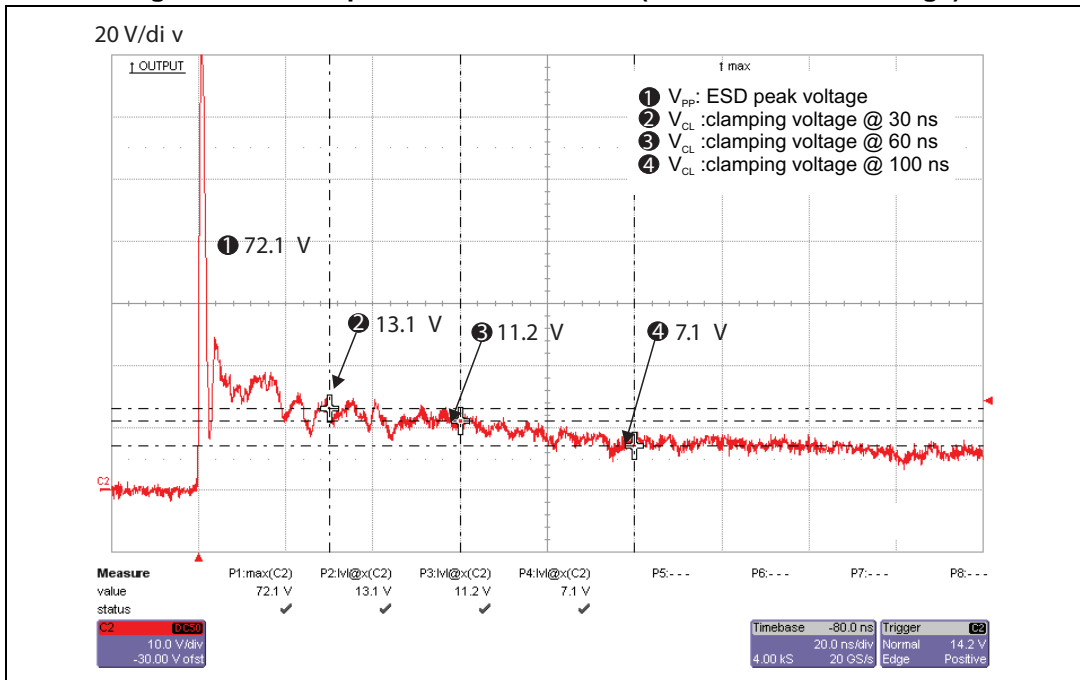


Figure 6. ESD response to IEC61000-4-2 (-8 kV contact discharge)

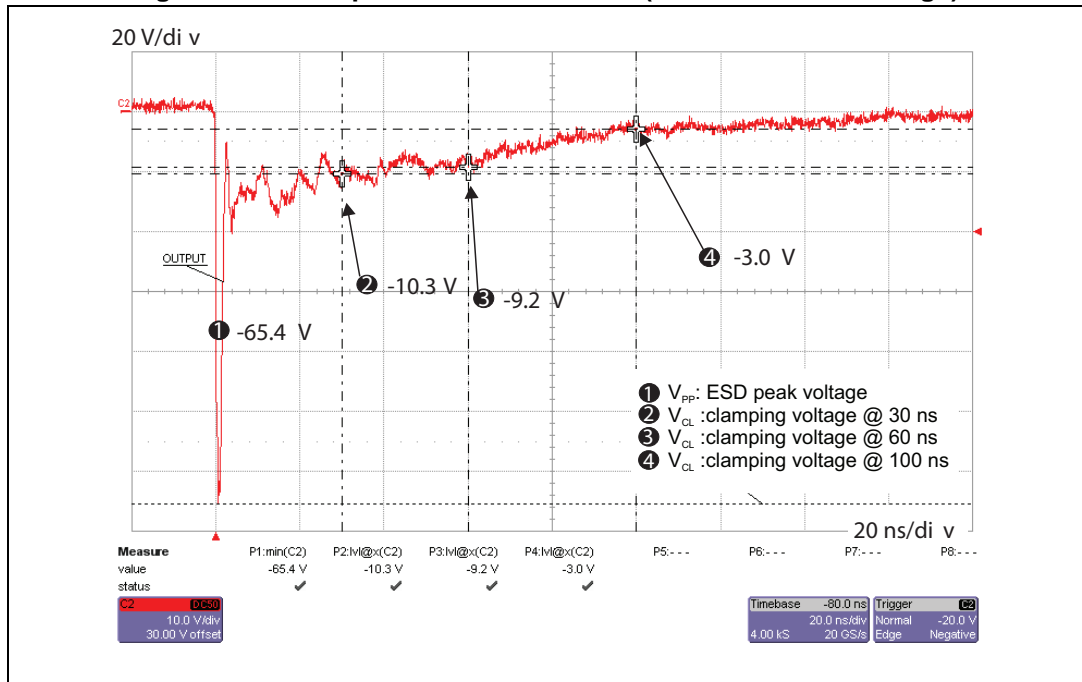


Figure 7. HDMI2.0 5.94 Gbps eye diagram without ECMF04-4HSWM10 (evaluation board with SMA connector)

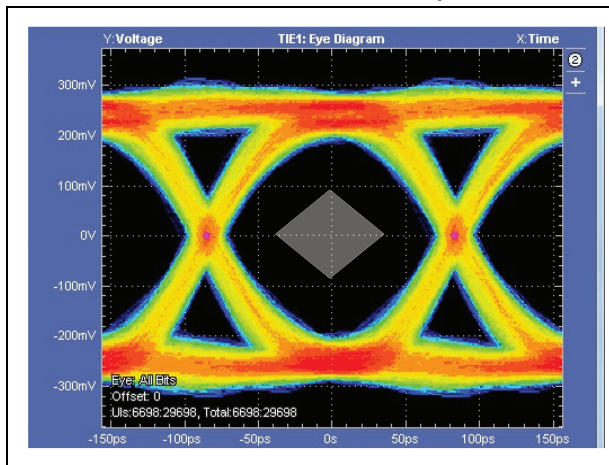


Figure 8. HDMI2.0 5.94 Gbps eye diagram with ECMF04-4HSWM10 (evaluation board with SMA connector)

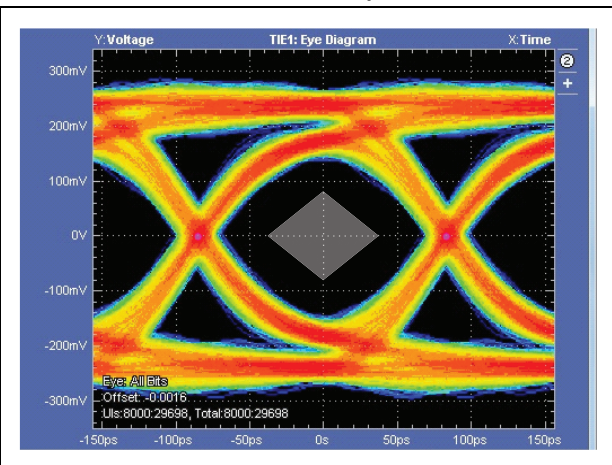


Figure 9. HDMI1.4 3.35 Gbps eye diagram without ECMF04-4HSWM10

Figure 10. HDMI1.4 3.35 Gbps eye diagram with ECMF04-4HSWM10

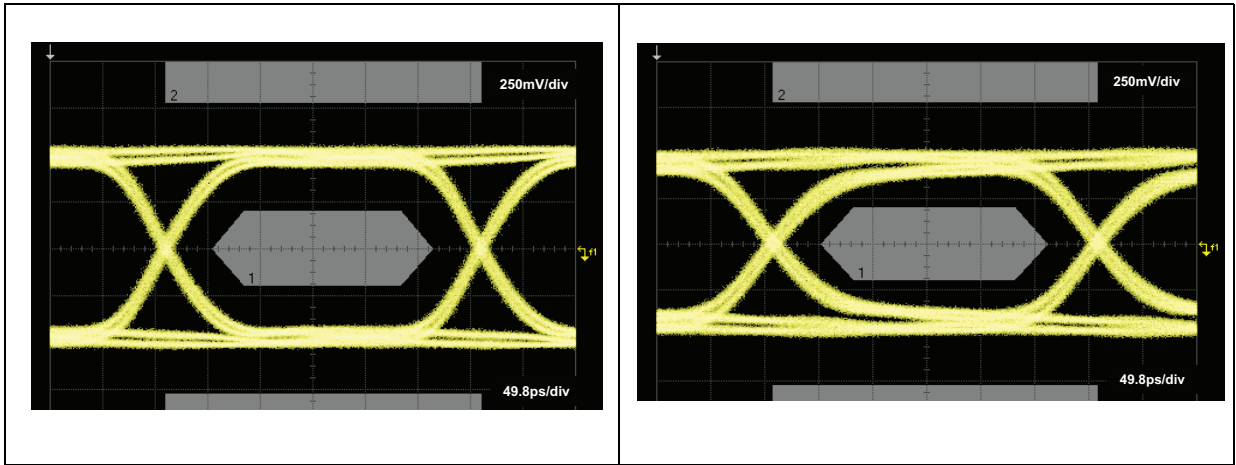
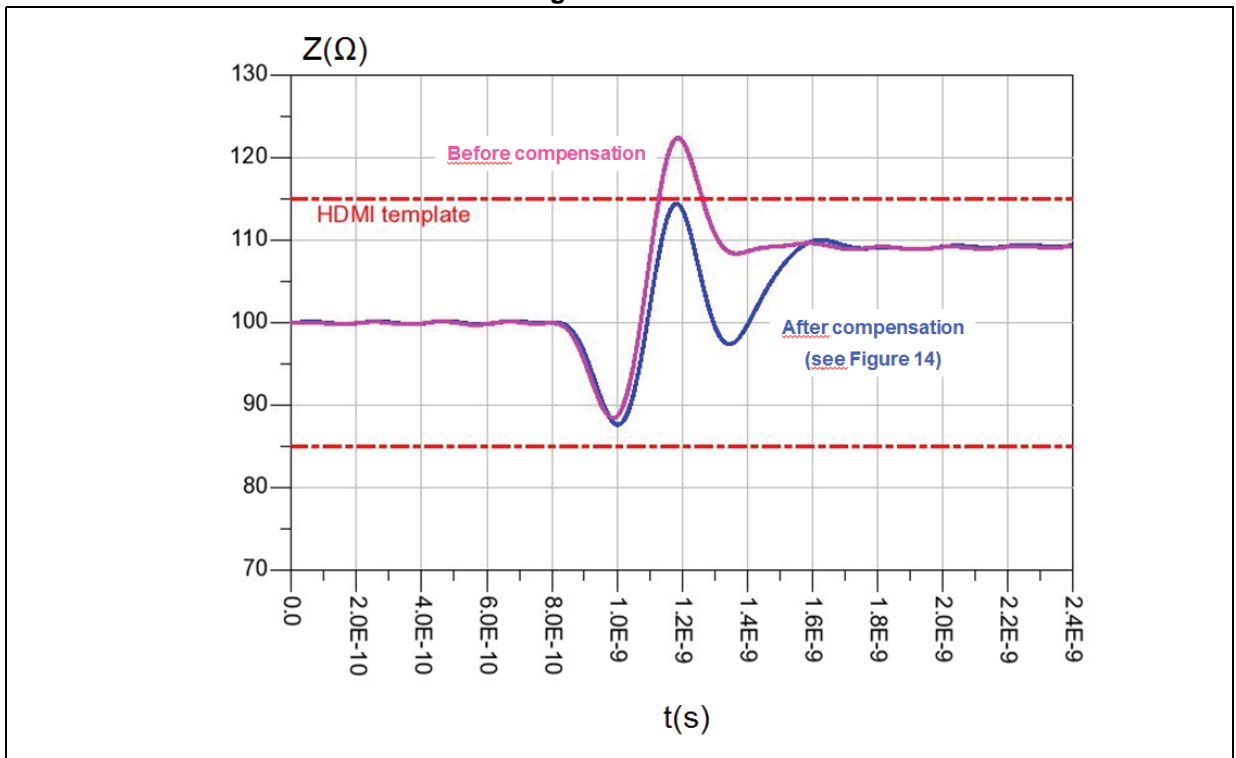


Figure 11. TDR



2 Application information

Figure 12. HDMI schematic

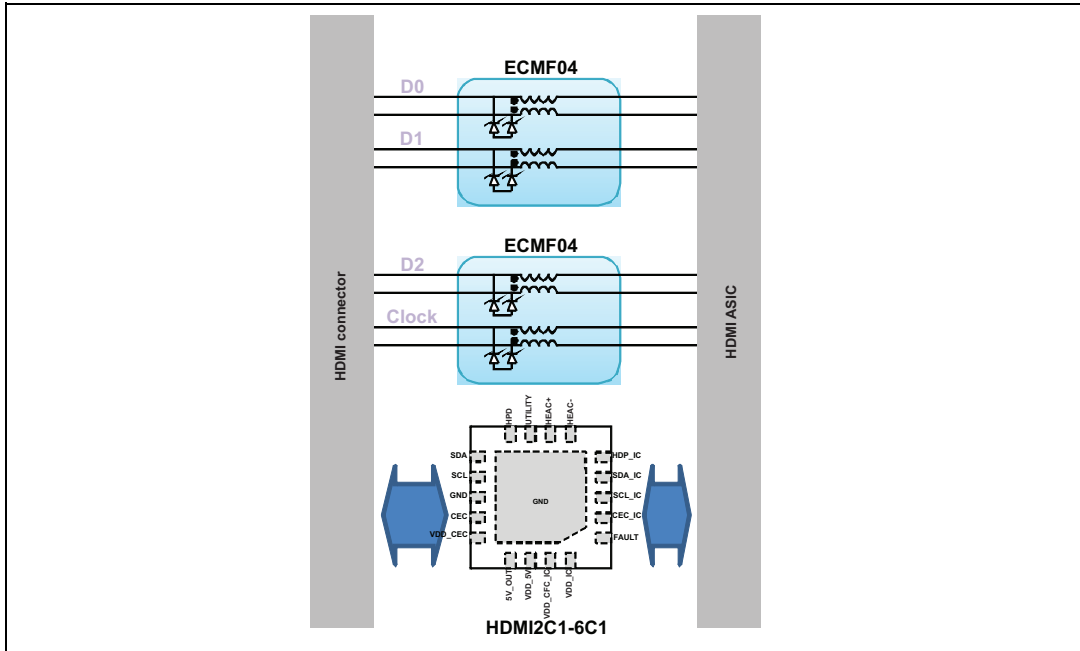
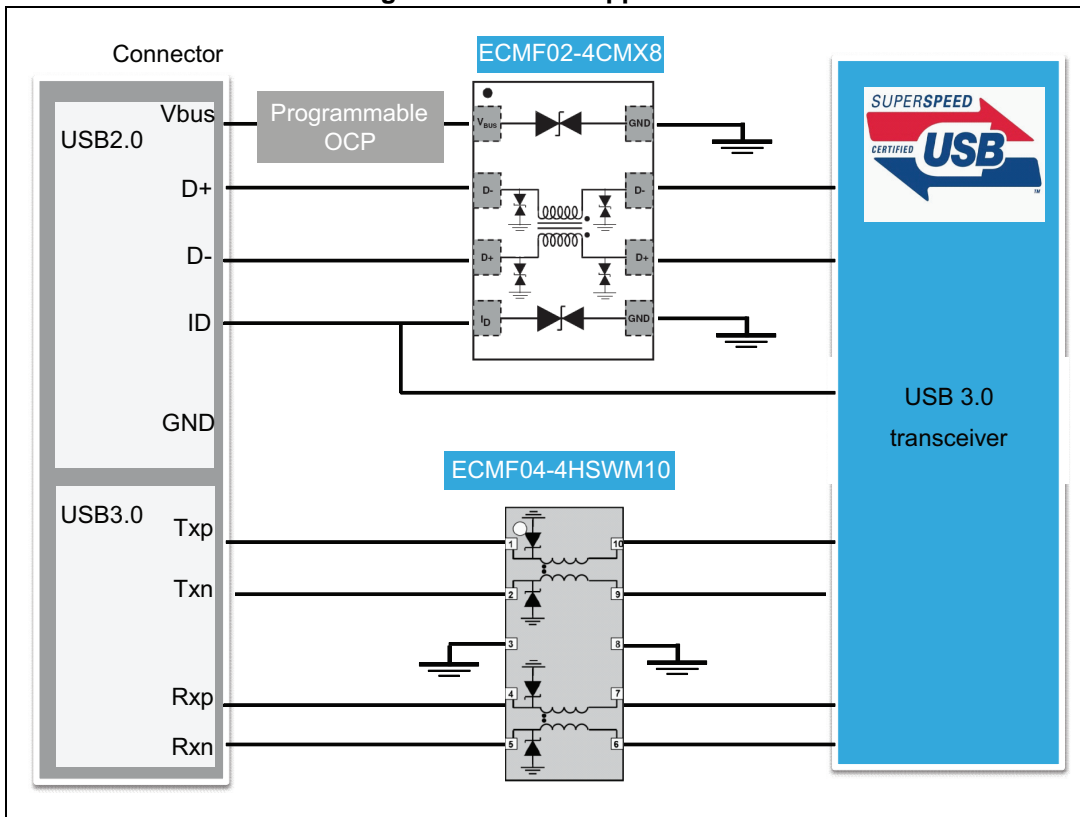


Figure 13. USB3.0 application



3 PCB layout recommendations

Figure 14. PCB layout recommendations

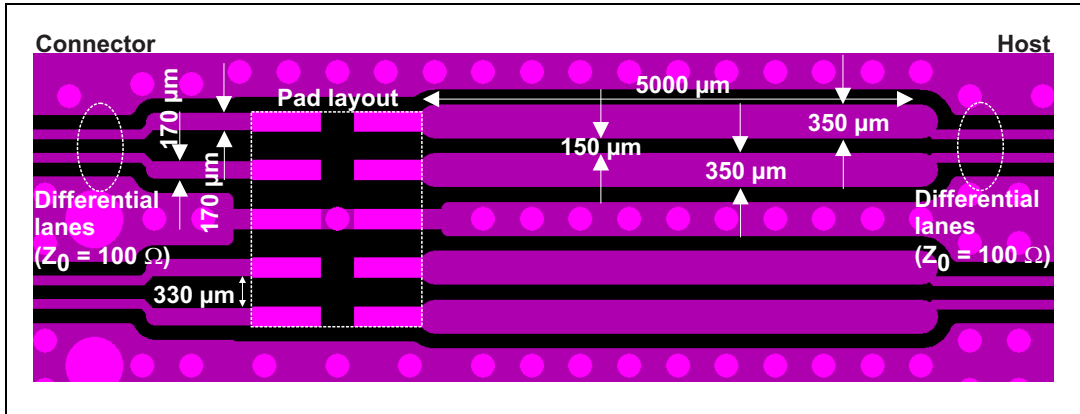
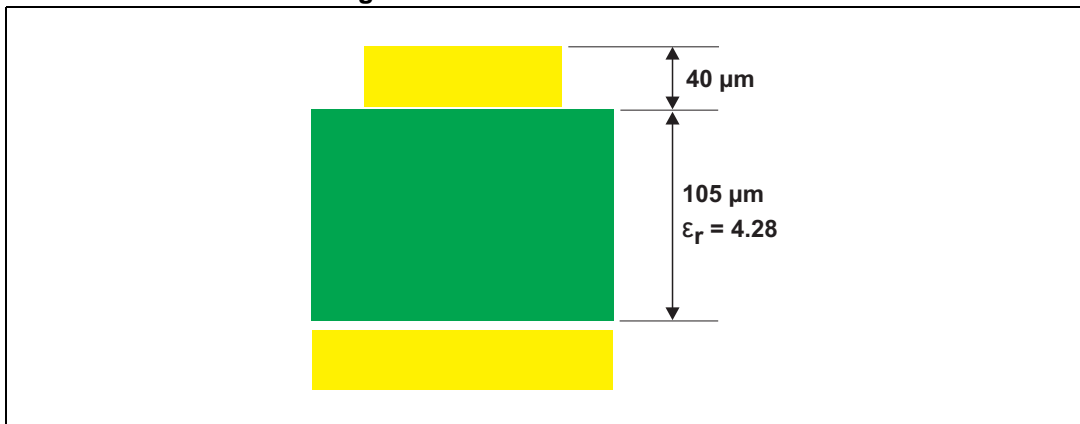


Figure 15. PCB stack dimensions



4 Package information

- Epoxy meets UL94, V0
- Lead-free package

In order to meet environmental requirements, ST offers these devices in different grades of ECOPACK® packages, depending on their level of environmental compliance. ECOPACK® specifications, grade definitions and product status are available at: www.st.com. ECOPACK® is an ST trademark.

Figure 16. μQFN-10L dimension definitions

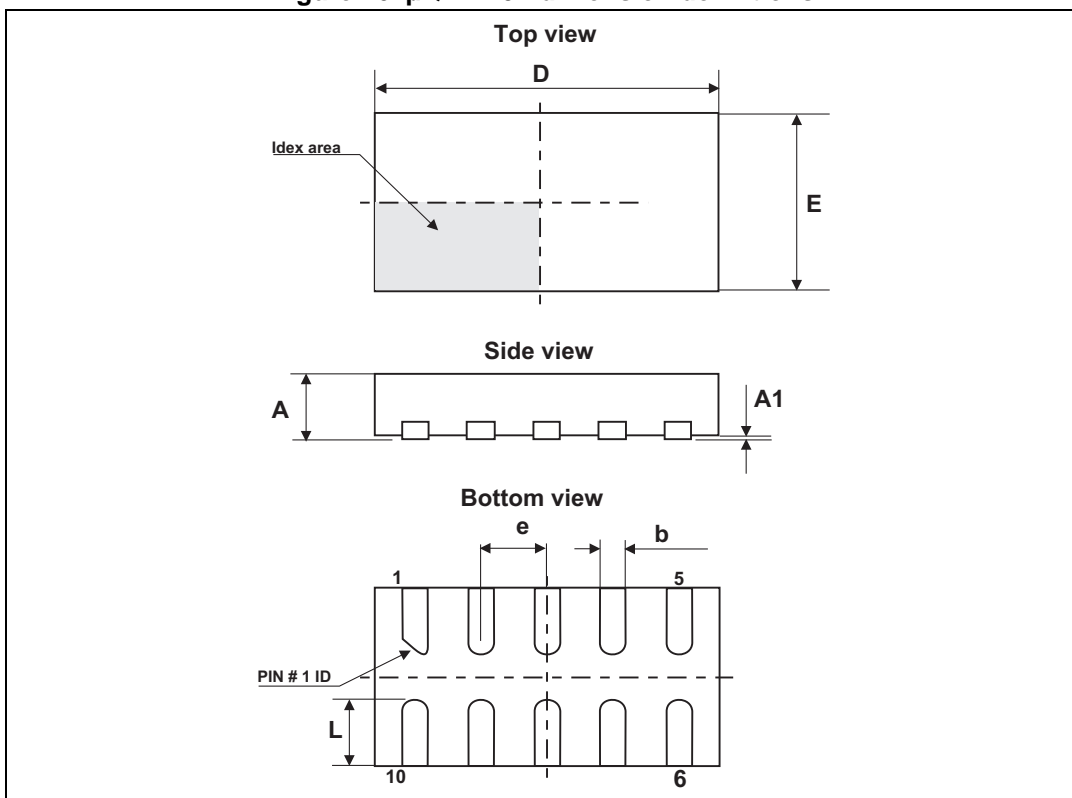


Table 4. μQFN-10L dimension values

Ref.	Dimensions					
	Millimeters			Inches		
	Min.	Typ.	Max.	Min.	Typ.	Max.
A	0.45	0.50	0.55	0.018	0.020	0.022
A1	0.00	0.02	0.05	0.00	0.0008	0.002
b	0.15	0.20	0.25	0.006	0.008	0.010
D	2.55	2.60	2.65	0.1	0.102	0.104
E	1.30	1.35	1.40	0.051	0.053	0.055
e		0.50			0.020	
L	0.40	0.50	0.60	0.016	0.020	0.024

Figure 17. Footprint

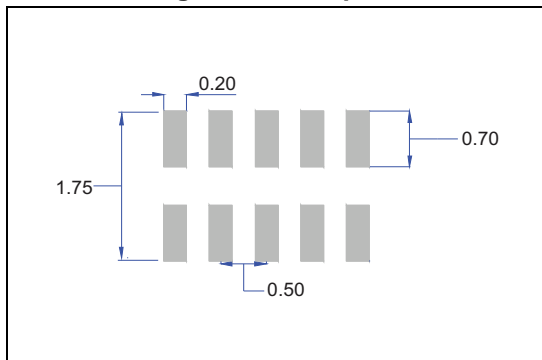
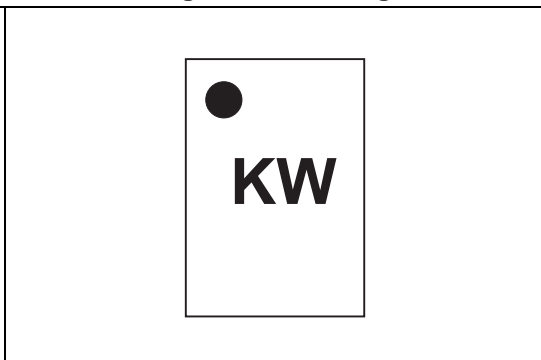
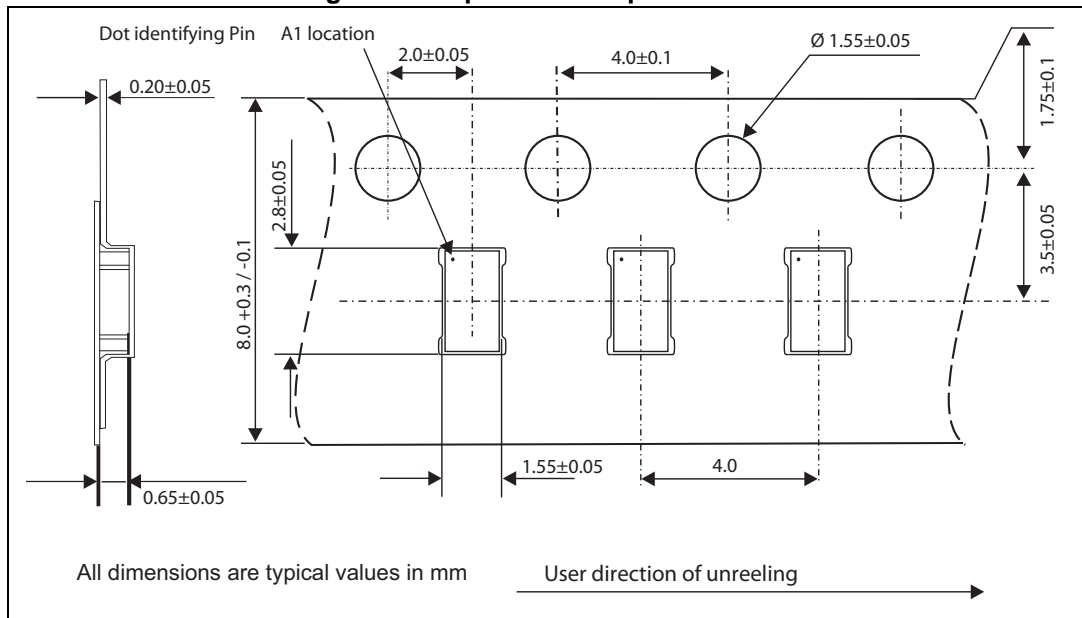


Figure 18. Marking



Note: Product marking may be rotated by multiples of 90° for assembly plant differentiation. In no case should this product marking be used to orient the component for its placement on a PCB. Only pin 1 mark is to be used for this purpose.

Figure 19. Tape and reel specifications



5 Ordering information

Figure 20. Ordering information scheme

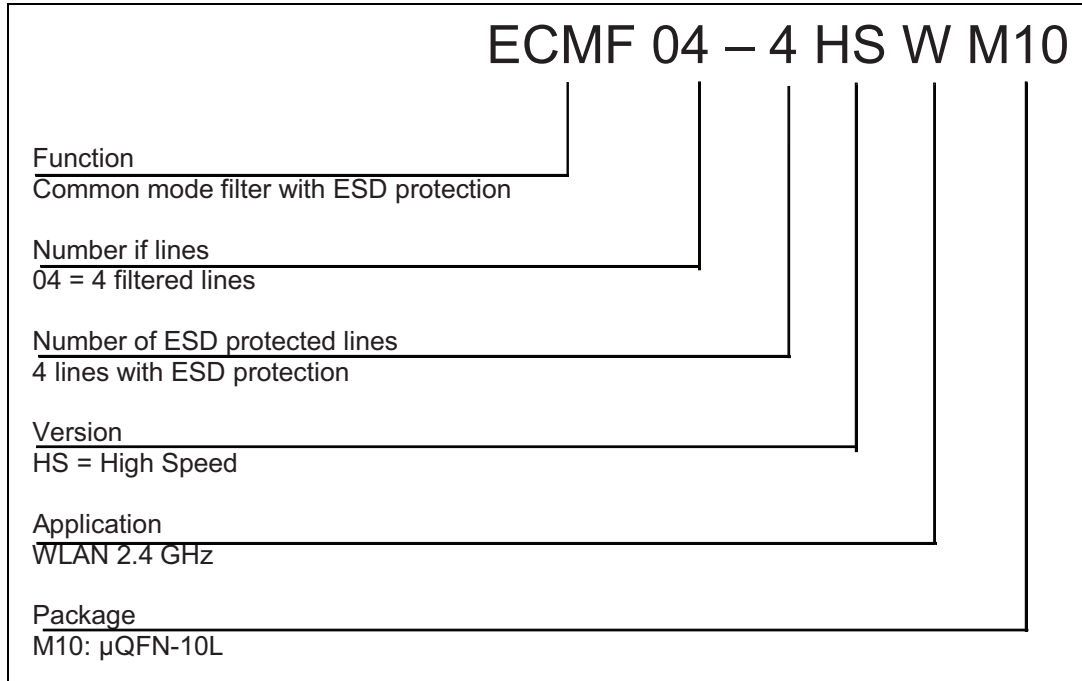


Table 5. Ordering information

Order code	Marking ⁽¹⁾	Package	Weight	Base qty	Delivery mode
ECMF04-4HSWM10	KW	μQFN-10L	5.00 mg	3000	Tape and reel

1. The marking can be rotated by multiples of 90° to differentiate assembly location

6 Revision history

Table 6. Document revision history

Date	Revision	Changes
10-Jun-2014	1	Initial release.

Please Read Carefully:

Information in this document is provided solely in connection with ST products. STMicroelectronics NV and its subsidiaries ("ST") reserve the right to make changes, corrections, modifications or improvements, to this document, and the products and services described herein at any time, without notice.

All ST products are sold pursuant to ST's terms and conditions of sale.

Purchasers are solely responsible for the choice, selection and use of the ST products and services described herein, and ST assumes no liability whatsoever relating to the choice, selection or use of the ST products and services described herein.

No license, express or implied, by estoppel or otherwise, to any intellectual property rights is granted under this document. If any part of this document refers to any third party products or services it shall not be deemed a license grant by ST for the use of such third party products or services, or any intellectual property contained therein or considered as a warranty covering the use in any manner whatsoever of such third party products or services or any intellectual property contained therein.

UNLESS OTHERWISE SET FORTH IN ST'S TERMS AND CONDITIONS OF SALE ST DISCLAIMS ANY EXPRESS OR IMPLIED WARRANTY WITH RESPECT TO THE USE AND/OR SALE OF ST PRODUCTS INCLUDING WITHOUT LIMITATION IMPLIED WARRANTIES OF MERCHANTABILITY, FITNESS FOR A PARTICULAR PURPOSE (AND THEIR EQUIVALENTS UNDER THE LAWS OF ANY JURISDICTION), OR INFRINGEMENT OF ANY PATENT, COPYRIGHT OR OTHER INTELLECTUAL PROPERTY RIGHT.

ST PRODUCTS ARE NOT DESIGNED OR AUTHORIZED FOR USE IN: (A) SAFETY CRITICAL APPLICATIONS SUCH AS LIFE SUPPORTING, ACTIVE IMPLANTED DEVICES OR SYSTEMS WITH PRODUCT FUNCTIONAL SAFETY REQUIREMENTS; (B) AERONAUTIC APPLICATIONS; (C) AUTOMOTIVE APPLICATIONS OR ENVIRONMENTS, AND/OR (D) AEROSPACE APPLICATIONS OR ENVIRONMENTS. WHERE ST PRODUCTS ARE NOT DESIGNED FOR SUCH USE, THE PURCHASER SHALL USE PRODUCTS AT PURCHASER'S SOLE RISK, EVEN IF ST HAS BEEN INFORMED IN WRITING OF SUCH USAGE, UNLESS A PRODUCT IS EXPRESSLY DESIGNATED BY ST AS BEING INTENDED FOR "AUTOMOTIVE, AUTOMOTIVE SAFETY OR MEDICAL" INDUSTRY DOMAINS ACCORDING TO ST PRODUCT DESIGN SPECIFICATIONS. PRODUCTS FORMALLY ESCC, QML OR JAN QUALIFIED ARE DEEMED SUITABLE FOR USE IN AEROSPACE BY THE CORRESPONDING GOVERNMENTAL AGENCY.

Resale of ST products with provisions different from the statements and/or technical features set forth in this document shall immediately void any warranty granted by ST for the ST product or service described herein and shall not create or extend in any manner whatsoever, any liability of ST.

ST and the ST logo are trademarks or registered trademarks of ST in various countries.

Information in this document supersedes and replaces all information previously supplied.

The ST logo is a registered trademark of STMicroelectronics. All other names are the property of their respective owners.

© 2014 STMicroelectronics - All rights reserved

STMicroelectronics group of companies

Australia - Belgium - Brazil - Canada - China - Czech Republic - Finland - France - Germany - Hong Kong - India - Israel - Italy - Japan - Malaysia - Malta - Morocco - Philippines - Singapore - Spain - Sweden - Switzerland - United Kingdom - United States of America

www.st.com

