

Small Signal Product

High Voltage Switching Diode

FEATURES

- Fast switching device ($t_{rr} < 4.0\text{ns}$)
- Through-hole device type mounting
- Hermetically sealed glass
- Solder hot dip tin (Sn) lead finish
- All external surfaces are corrosion resistant and leads are readily solderable
- Packing code with suffix "G" means Halogen free


DO-35

MECHANICAL DATA

- Case: DO-35 package
- High temperature soldering guaranteed: $260^{\circ}\text{C}/10\text{s}$
- Polarity: Indicated by black cathode band
- Weight: $109 \pm 4\text{ mg}$

Hermetically Sealed Glass

MAXIMUM RATINGS AND ELECTRICAL CHARACTERISTICS ($T_A = 25^{\circ}\text{C}$ unless otherwise noted)			
PARAMETER	SYMBOL	VALUE	UNIT
Power Dissipation	P_D	500	mW
Peak Forward Surge Current	I_{FSM}	1 4	A
Average Forward Current	I_O	200	mA
Thermal Resistance (Junction to Ambient)	$R_{\theta JA}$	300	$^{\circ}\text{C}/\text{W}$
Junction and Storage Temperature Range	T_J, T_{STG}	-65 to +200	$^{\circ}\text{C}$

PARAMETER	SYMBOL	MIN	MAX	UNIT
Reverse Breakdown Voltage	BAV19	120	-	V
	BAV20	200	-	
	BAV21	250	-	
Forward Voltage	$I_F = 100\text{ mA}$	-	1.00	V
	$I_F = 200\text{ mA}$	-	1.25	
Reverse Leakage Current	BAV19	-	100	nA
	BAV20	-	100	
	BAV21	-	100	
Junction Capacitance	C_J	-	5	pF
Reverse Recovery Time	t_{rr}	-	50	ns

 Note 1: Test condition : $I_F = I_R = 30\text{mA}$, $R_L = 100\Omega$, $I_{RR} = 3\text{mA}$

Small Signal Product

RATINGS AND CHARACTERISTICS CURVES

($T_A=25^\circ\text{C}$ unless otherwise noted)

Fig. 1 Reverse Voltage VS. Reverse Current

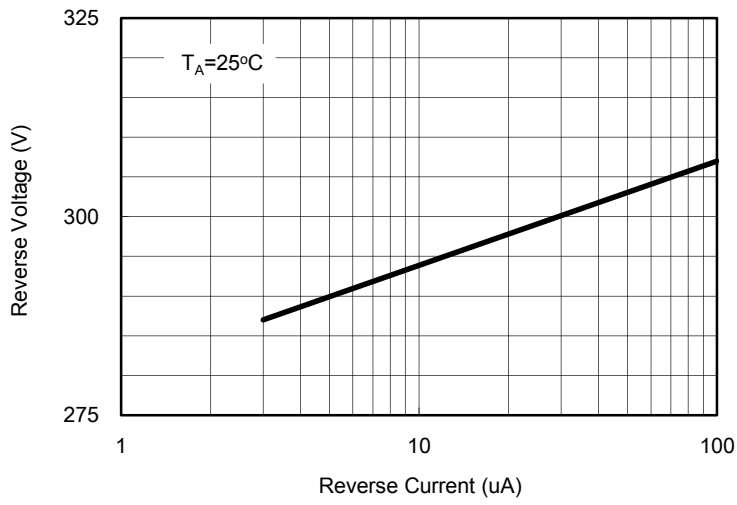


Fig. 2 Reverse Current VS. Reverse Voltage

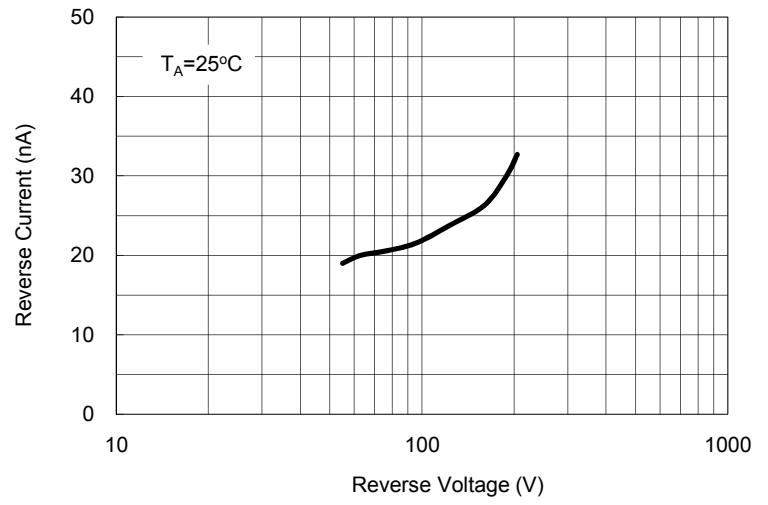


Fig. 3 Reverse Current VS. Reverse Voltage

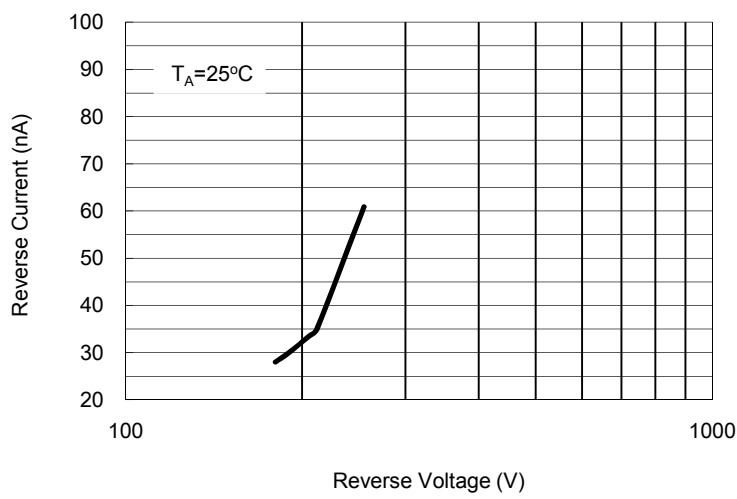


Fig. 4 Forward Voltage VS. Forward Current

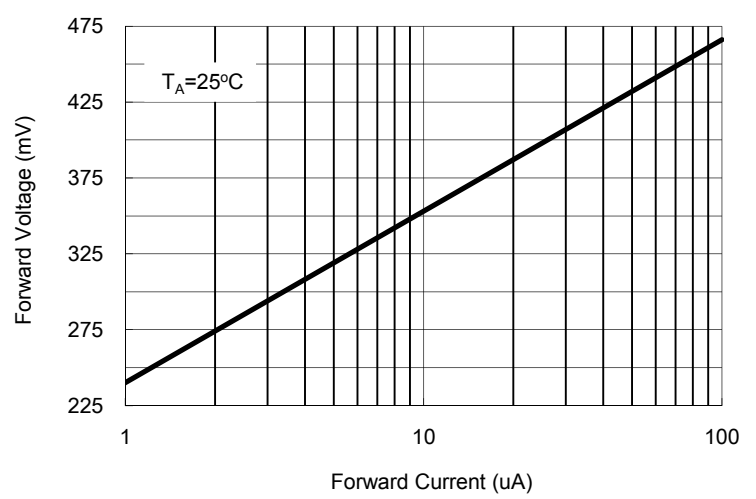


Fig. 5 Forward Volatage VS. Forward Current

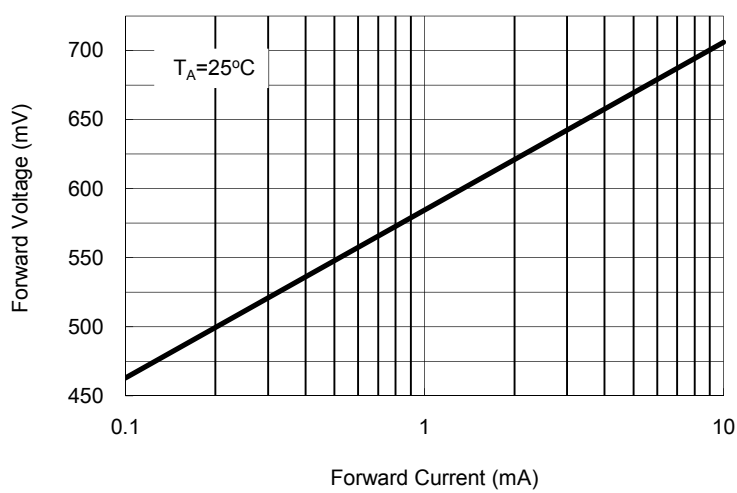
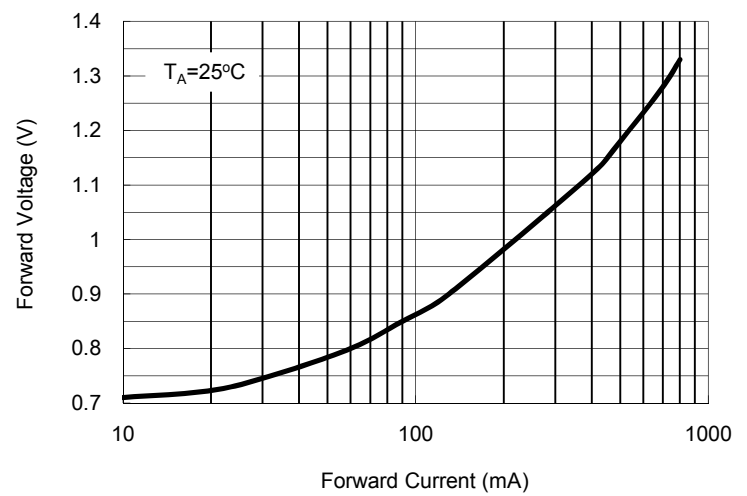


Fig. 6 Forward Volatage VS. Forward Current



Small Signal Product

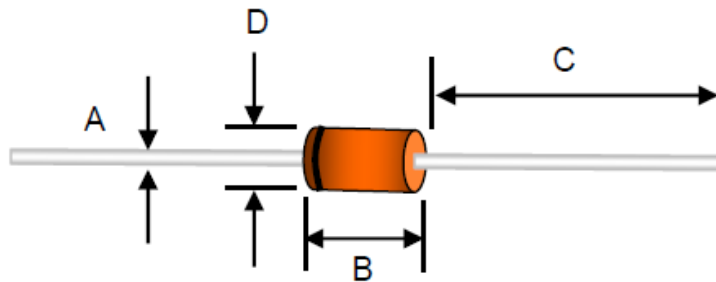
ORDERING INFORMATION					
PART NO.	PART NO. SUFFIX (Note 2)	PACKING CODE	PACKING CODE SUFFIX	PACKAGE	PACKING
BAVxx (Note1)	-xx	R0	G	DO-35	10K / 14" Reel
		A0			5K / Box (Ammo)

Note 1: "x" is Device Code from "19" thru "21".

Note 2: Part No. Suffix „-xx “ would be used for special requirement

EXAMPLE					
PREFERRED PART NO.	PART NO.	PART NO. SUFFIX	PACKING CODE	PACKING CODE SUFFIX	DESCRIPTION
BAV19 R0G	BAV19		R0	G	Multiple manufacture source Halogen free
BAV19-L0 R0G	BAV19	-L0	R0	G	Define manufacture source Halogen free

PACKAGE OUTLINE DIMENSION



DIM.	Unit (mm)		Unit (inch)	
	Min	Max	Min	Max
A	0.34	0.60	0.013	0.024
B	2.90	5.08	0.114	0.200
C	25.40	38.10	1.000	1.500
D	1.30	2.28	0.051	0.090

MARKING DIAGRAM



Notice

Specifications of the products displayed herein are subject to change without notice. TSC or anyone on its behalf, assumes no responsibility or liability for any errors or inaccuracies.

Information contained herein is intended to provide a product description only. No license, express or implied, to any intellectual property rights is granted by this document. Except as provided in TSC's terms and conditions of sale for such products, TSC assumes no liability whatsoever, and disclaims any express or implied warranty, relating to sale and/or use of TSC products including liability or warranties relating to fitness for a particular purpose, merchantability, or infringement of any patent, copyright, or other intellectual property right.

The products shown herein are not designed for use in medical, life-saving, or life-sustaining applications. Customers using or selling these products for use in such applications do so at their own risk and agree to fully indemnify TSC for any damages resulting from such improper use or sale.