

2SC4793

NPN Silicon Power Transistors

Features

- Epoxy meets UL 94 V-0 flammability rating
- Moisture Sensitivity Level 1
- Lead Free Finish/Rohs Compliant (Note1) ("P" Suffix designates Compliant. See ordering information)
- Complementary to 2SA1837

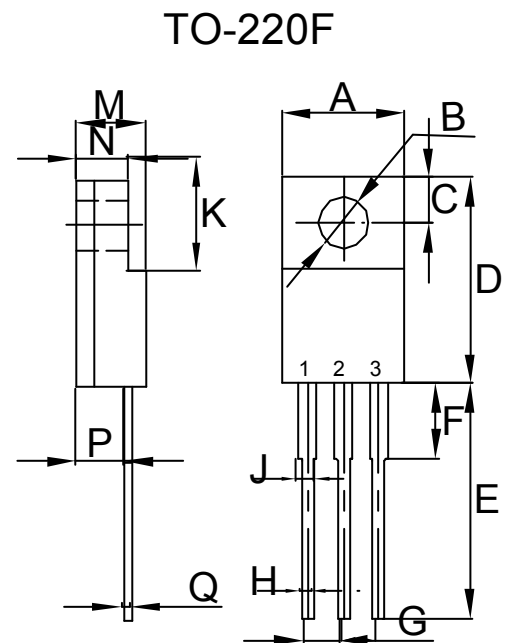
Maximum Ratings

Symbol	Rating	Rating	Unit
V_{CEO}	Collector-Emitter Voltage	230	V
V_{CBO}	Collector-Base Voltage	230	V
V_{EBO}	Emitter-Base Voltage	5.0	V
I_C	Collector Current	1.0	A
I_B	Base Current	0.1	A
P_C	Collector power dissipation	1.5	W
P_{CM}	Collector power dissipation Ta=25°C Tc=25°C	2.0 20	W
T_J	Junction Temperature	-55 to +150	°C
T_{STG}	Storage Temperature	-55 to +150	°C

Electrical Characteristics @ 25°C Unless Otherwise Specified

Symbol	Parameter	Min	Typ	Max	Units
$V_{(BR)CBO}$	Collector-Base Breakdown Voltage ($I_C=0.1mA$, $I_E=0$)	230	---	---	Vdc
$V_{(BR)CEO}$	Collector-Emitter Breakdown Voltage ($I_C=1mA$, $I_B=0$)	230	---	---	Vdc
$V_{(BR)EBO}$	Emitter-Base Breakdown Voltage ($I_E=100\mu A$, $I_C=0$)	5.0	---	---	Vdc
I_{CBO}	Collector-Base Cutoff Current ($V_{CB}=230Vdc$, $I_E=0$)	---	---	10	μA
I_{EBO}	Emitter-Base Cutoff Current ($V_{EB}=5.0Vdc$, $I_C=0$)	---	---	10	μA
h_{FE}	Forward Current Transfer ratio ($I_C=100mA$, $V_{CE}=5.0Vdc$)	100	---	320	---
$V_{CE(sat)}$	Collector-Emitter Saturation Voltage ($I_C=500mA$, $I_B=50mA$)	---	---	1.5	Vdc
f_T	Transition Frequency ($V_{CE}=10Vdc$, $I_C=100mA$)	30	---	---	MHz

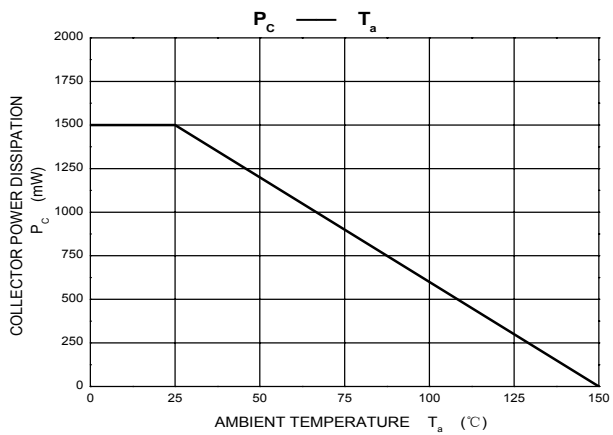
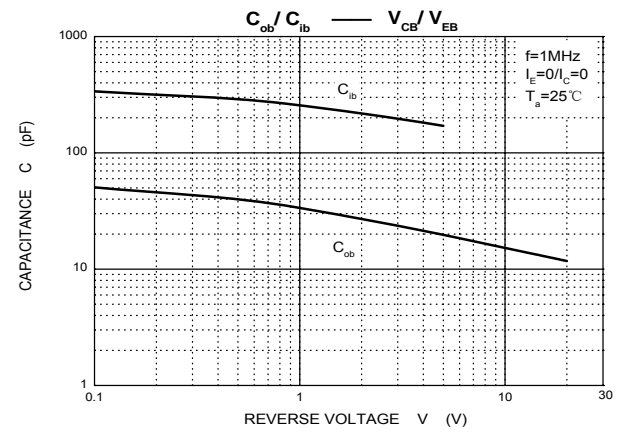
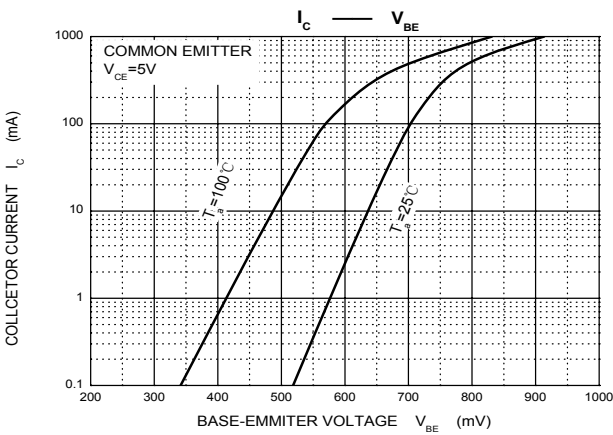
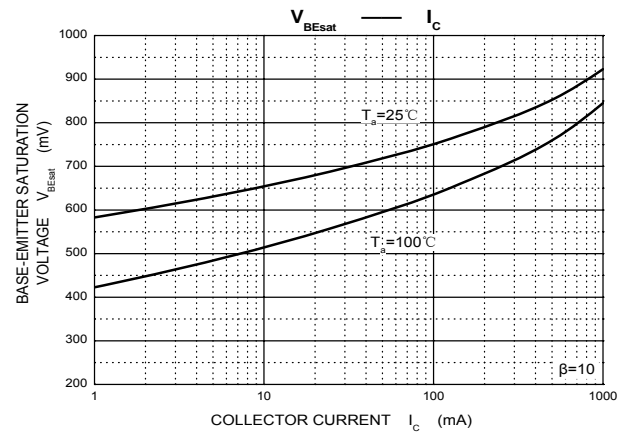
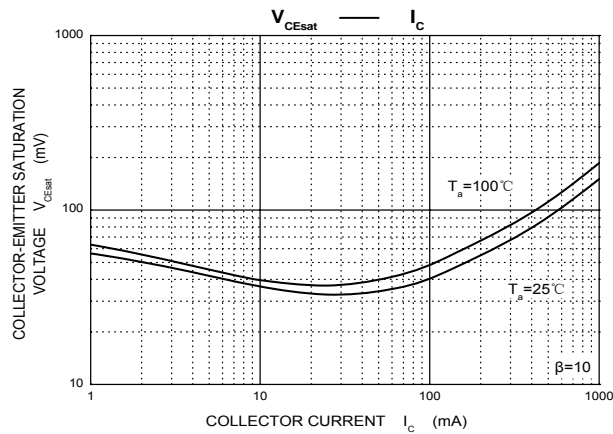
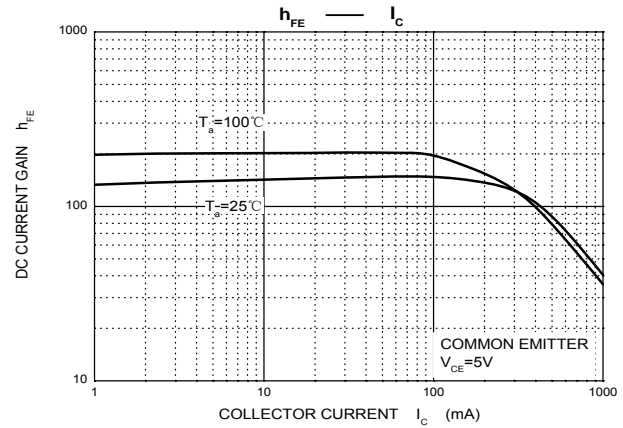
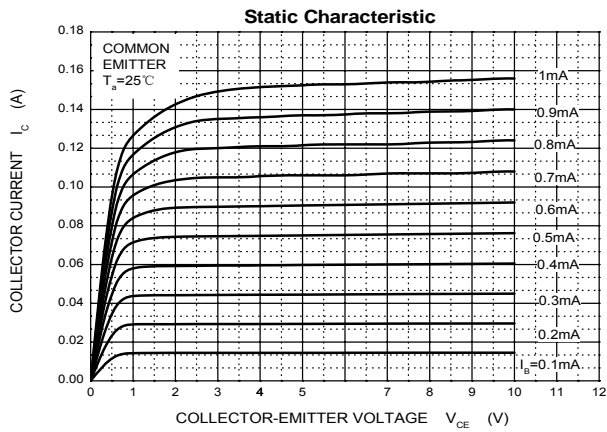
Notes: 1. High Temperature Solder Exemption Applied, see EU Directive Annex 7.



PIN 1. BASE
 PIN 2. COLLECTOR
 PIN 3. EMITTER

DIM	DIMENSIONS				NOTE
	INCHES		MM		
A	.392	.408	9.96	10.36	
B	.138		3.50		Φ
C	.106		2.70		
D	.583	.598	14.80	15.20	
E	.520		13.20		
F	.102	.157	2.60	4.00	
G	.100		2.54		
H	.020	.030	0.50	0.75	
J	.043	.053	1.10	1.35	
M	.169	.185	4.30	4.70	
N	.110	.126	2.80	3.20	
P	.079	.114	2.00	2.90	
Q	.020	.030	0.50	0.75	

Typical Characteristics





Ordering Information :

Device	Packing
Part Number-BP	Bulk;5Kpcs/Box

Note : Adding "-HF" suffix for halogen free, eg. Part Number-BP-HF

IMPORTANT NOTICE

Micro Commercial Components Corp. reserves the right to make changes without further notice to any product herein to make corrections, modifications , enhancements , improvements , or other changes . **Micro Commercial Components Corp .** does not assume any liability arising out of the application or use of any product described herein; neither does it convey any license under its patent rights ,nor the rights of others . The user of products in such applications shall assume all risks of such use and will agree to hold **Micro Commercial Components Corp .** and all the companies whose products are represented on our website, harmless against all damages.

LIFE SUPPORT

MCC's products are not authorized for use as critical components in life support devices or systems without the express written approval of Micro Commercial Components Corporation.

CUSTOMER AWARENESS

Counterfeiting of semiconductor parts is a growing problem in the industry. Micro Commercial Components (MCC) is taking strong measures to protect ourselves and our customers from the proliferation of counterfeit parts. MCC strongly encourages customers to purchase MCC parts either directly from MCC or from Authorized MCC Distributors who are listed by country on our web page cited below. Products customers buy either from MCC directly or from Authorized MCC Distributors are genuine parts, have full traceability, meet MCC's quality standards for handling and storage. **MCC will not provide any warranty coverage or other assistance for parts bought from Unauthorized Sources.** MCC is committed to combat this global problem and encourage our customers to do their part in stopping this practice by buying direct or from authorized distributors.