


MODEL 25

1/4" Square

Single Turn

Cermet Trimming

Potentiometer



1

ELECTRICAL

Standard Resistance Range, Ohms	10 to 2Meg
Standard Resistance Tolerance	±10%
Input Voltage, Maximum	250 Vdc or rms not to exceed power rating
Power Rating, Watts	0.5 at 70°C derating to 0 at 125°C
End Resistance, Maximum	1% or 2 Ohm, whichever is greater
Actual Electrical Travel, Nominal	210°
Dielectric Strength	900Vrms
Insulation Resistance, Minimum	1,000 Megohms
Resolution	Essentially infinite
Contact Resistance Variation, Maximum	1% or 3 Ohm, whichever is greater

ENVIRONMENTAL

Seal	85°C Fluorinert® (No Leaks)
Temperature Coefficient, Maximum	±100ppm/°C
Operating Temperature Range	-55°C to +125°C
Thermal Shock	5 cycles, -55°C to +125°C (2% ΔRT, 2% ΔVR)
Moisture Resistance	Ten 24 hour cycles (3% ΔRT)
Shock, 6ms Sawtooth	100G's (1% ΔRT, 1% ΔVR)
Vibration	20G's, 10 to 2,000 Hz (1% ΔRT, 1% ΔVR)
High Temperature Exposure	250 hours at 125°C (2% ΔRT, 2% ΔVR)
Rotational Life	200 cycles (2 Ohms +3% ΔRT)
Load Life at 0.5 Watts	1,000 hours at 70°C (3% ΔRT, 3% ΔVR)
Resistance to Solder Heat	350°C for 3 sec. (1% ΔRT)

MECHANICAL

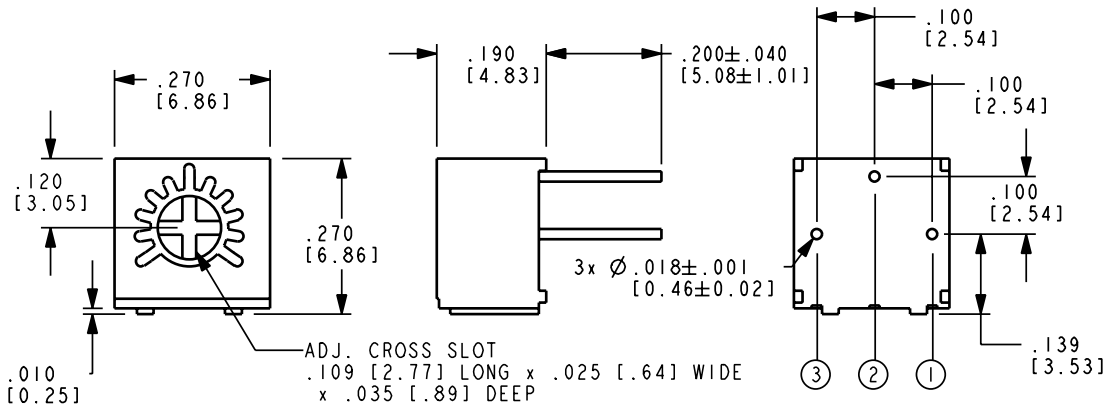
Mechanical Stops	Solid
Stop Strength, Minimum	6 oz.-in. (500 gr-cm)
Torque, Maximum	3 oz.-in. (200 gr-cm)
Weight, Nominal	.01 oz. (0.3 grams)

Fluorinert® is a registered trademark of 3M Company.
Specifications subject to change without notice.



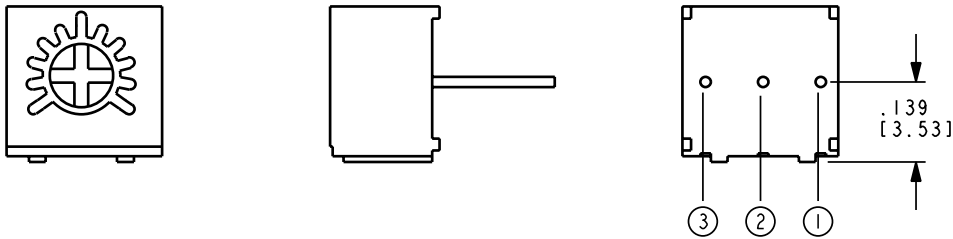
TOP ADJUSTMENT (Inch/mm)

MODEL 25P

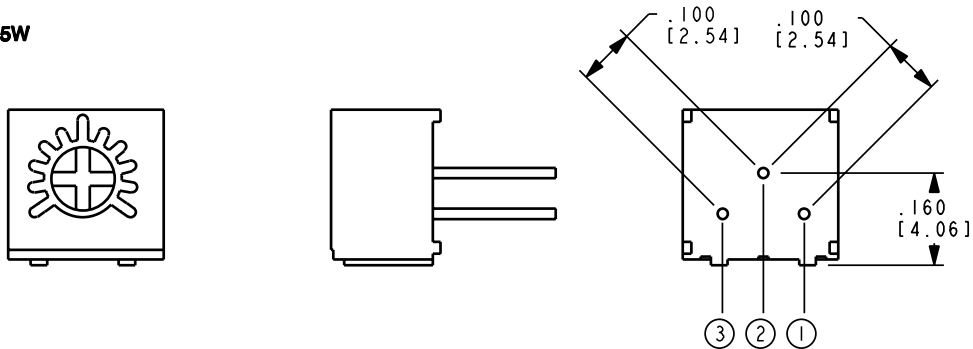


Note: Model 25P dimensions applicable to all models except as noted

MODEL 25U



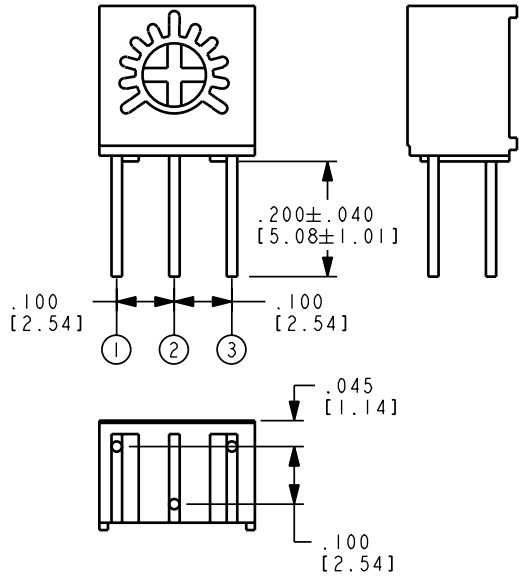
MODEL 25W



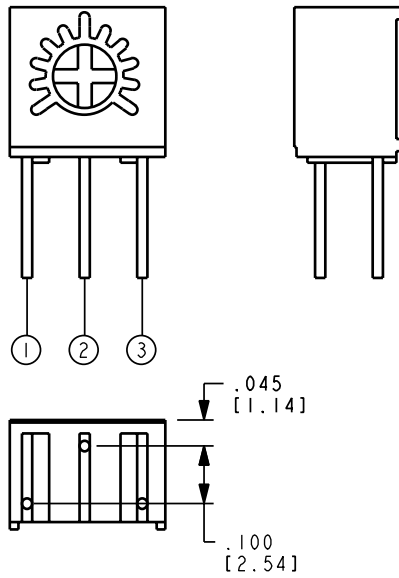
STANDARD RESISTANCE VALUES, OHMS

10	100	1K	10K	100K	1Meg
20	200	2K	20K	200K	2Meg
50	500	5K	50K	500K	

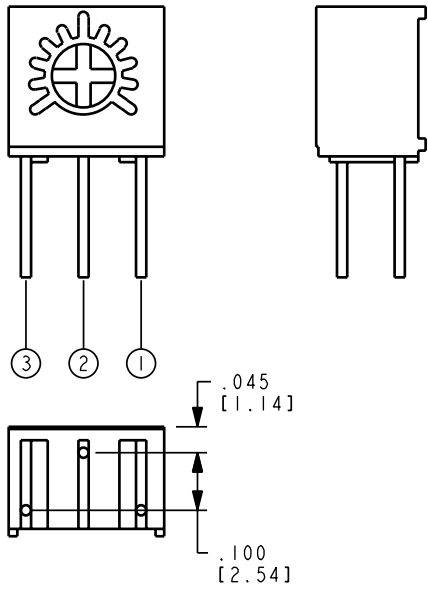
MODEL 25S



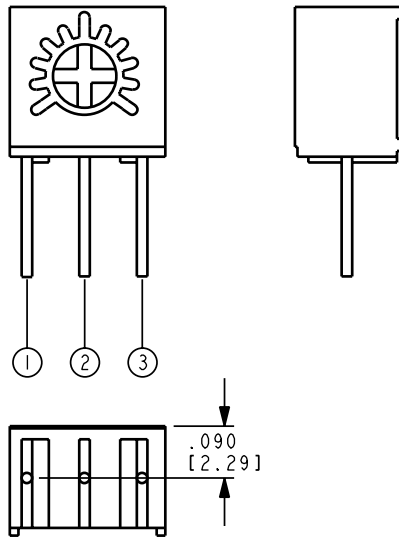
MODEL 25X



MODEL 25RX



MODEL 25V



PACKAGING

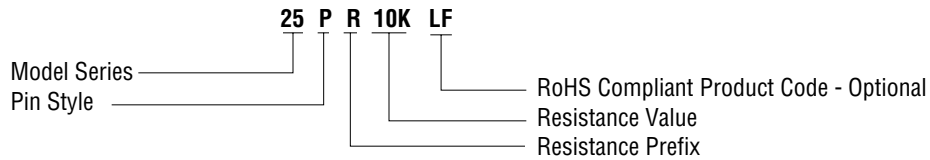
Standard: Tubes, all styles, 50 units/tube
All units oriented with #1 pin to same side.

Option : Tape & Reel, Ammo Pack (Available only for 25U and 25V)
All units oriented with #3 pin towards direction of feed.

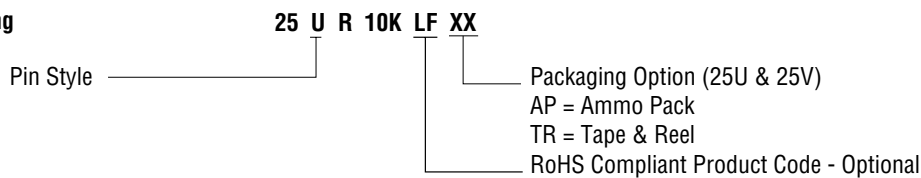
	Seat Plane to Centerline of Sprocket Hole	=	.71" (18 mm)
Tape	Width	=	18 mm
	Sprocket	=	Single Hole .50" spacing
	Capacity	=	750 Units U style, 1000 V style
Reel	Diameter	=	14" (363 mm)
Ammo	Tape Fold	=	12"
	Box	=	2.0" x 13.4" x 13.8" (50mm x 340mm x 350mm)

ORDERING INFORMATION

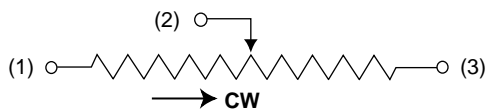
Standard Package



Optional Packaging



CIRCUIT DIAGRAM



NOTES

English equivalents are based on 1 inch = 25.4mm and are provided for general information only.

Tolerances unless otherwise specified:
Linear = ± 0.3 mm (.01 in.)

